



# Kings Mosquito Abatement District

13960 Power Way, Hanford, CA 93230

Phone (559) 584-3326

office@kingsmosquito.net

## WRITTEN NOTICE AND CALL OF A SPECIAL MEETING

A special meeting of the Board of Trustees of the Kings Mosquito Abatement District is hereby called to be held on **Thursday, June 20, 2024, at 9:00 a.m.** at the District's facility located at 13960 Power Way, Hanford, California, 93230.

This notice is directed to each member of the Board of Trustees and each newspaper of general circulation, radio, or television station requesting notice in writing.

## Agenda

### 1. Public Comment

Any person may directly address the Board on any item on the agenda or any other item of interest to the public within the subject matter jurisdiction of the Board. Five (5) minutes are allowed for each item.

### 2. General Consent Items

The Board will review and consider the following:

- A. The previous month's meeting minutes
- B. The previous month's bills and payroll

### 3. Equipment Reserve

The Board will review and consider the creation of an equipment reserve account and determine the amount to contribute.

### 4. 24/25 FY Annual Budget

The Board will review and consider the 24/25 FY annual budget, including employee salaries and benefits.

### 5. District Manager's Compensation Plan

The Board will review and consider the revised District Manager's Compensation Plan.

### 6. Board Member Reports


On their initiative, Board members may make a brief announcement or report on their activities. They may ask questions for clarification, refer to staff, or take action to have staff place a matter of business on future agendas.

### 7. Manager's Report

The District Manager will provide a report on recent District activities.

June 17, 2024

Reuben Shortnacy,  
President of the Board

By   
Michael Cavanagh,  
District Manager

**Accessible public meetings:** Upon request, the Kings Mosquito Abatement District will provide written agenda materials in appropriate alternative formats or disability-related modification or accommodation, including auxiliary aids or services, to enable individuals with disabilities to participate in public meetings. Please send a written request at least ten days before the meeting, including your name, mailing address, phone number, and a brief description of the requested materials and preferred alternative format or auxiliary aid or service. Requests should be sent to the Kings Mosquito Abatement District or by email to [office@kingsmosquito.net](mailto:office@kingsmosquito.net)

# Agenda Items 1 & 2

## 1. **Public Comment**

Any person may directly address the Board on any item on the agenda or any other item of interest to the public within the subject matter jurisdiction of the Board. Five (5) minutes are allowed for each item.

## 2. **General Consent Items**

The Board will review and consider the following:

- A. The previous month's meeting minutes
- B. The previous month's bills and payroll

### Supporting Information/Documents

- Previous Board meeting minutes
- Bills and Reports:
  - May bills for \$162,515.87
  - Account 5060 Detail Report- If available
  - County Expenditure Status Reports- If available

**Kings Mosquito Abatement District  
Board of Trustees Regular Meeting Minutes  
May 16, 2024**

**Trustees Present:** Reuben Shortnacy, President  
Joe Machado, Vice President  
Tina Botill  
Patricia Mathews (Alternate)

**Staff Present:** Michael Cavanagh, District Manager  
Hector Cardenas, Superintendent

**Other Present:** None

President Machado called the May 16, 2024, regular meeting of the Kings Mosquito Abatement District Board of Trustees to order at 9:00 a.m.

**1. Public Comment**

There were no members of the public in attendance.

**2. Consent Items**

After review, a Motion by Machado, Seconded by Botill, to approve the April list of bills and meeting minutes.

**April 2024 Bills, Account 5060**

Agri Turf	\$	5,384.77
Barcellos, Aaron	\$	5,372.21
Botill, Valentina	\$	46.17
Cardenas, Hector	\$	8,140.85
Cavanagh, Michael	\$	12,105.38
Cuevas, Victor	\$	4,555.68
Damiani, Christopher	\$	5,712.35
Direct Deposit	\$	13,243.95
Enterprise FM Trust	\$	10,896.15
Federal Reserve	\$	10,575.60
Felix, Ignacio C	\$	5,621.72
Frazier, Katlyn	\$	5,847.92
Gilles, Steven	\$	125.00
Gonzalez-Ruiz, Diego	\$	1,813.50
ICMA Retirement	\$	1,505.00
Machado, Joe	\$	92.35
Medina, Luis Fernando	\$	1,678.33
Mutual OF Omaha	\$	709.49
Negrete, Miguel	\$	4,786.28

Olson, Nathan	\$	46.17
Pers	\$	1,658.74
Puga, Medardo	\$	2,251.01
SDRMA	\$	1,834.51
Shortnacy, Reuben	\$	92.35
Smith Lozano	\$	247.50
The Printer	\$	1,496.52
Thomas Reed	\$	46.17
US Bank	\$	11,488.30
Valadez, Sergio	\$	1,752.33
VAST	\$	716.19
<b>TOTAL</b>	<b>\$</b>	<b>119,842.49</b>

The Board Voted:

AYES: 4  
 NOES: 0  
 ABSTAIN 0  
 MOTION PASSED

**3. 24/25 FY Annual Budget**

The District Manager reviewed the draft annual budget- including current and expected revenue, cash in treasury, Consumer Price Index, and current budget expenditure levels. The Board took no action on the budget and will continue the review process at the June meeting.

**4. Board Member Reports**

No Report.

**5. Manager's Report**

The District Manager reported on the following:

- Cal/OES document requests
- July 4<sup>th</sup> holiday observance
- Solar power installation
- Driver safety training

There being no further business before the Board, the meeting was adjourned at 9:30 a.m.

Respectfully Submitted,

---

Tina Botill, Secretary of the Board

## Kings Mosquito Abatement District Transaction Detail by Account May 2024

Type	Date	Num	Name	Memo	Amount	Balance
<b>91000 Regular Employees</b>						
Bill	05/01/2024	APril 2024 Payroll	Pers	Employee Made Contribution	3,314.82	3,314.82
Bill	05/01/2024	April 2024 Payroll	St. of Ca. EDD	Personal Income Tax	2,769.07	6,083.89
Bill	05/20/2024	May 2024 Payroll	Barcellos, Aaron	Payroll	5,372.22	11,456.11
Bill	05/20/2024	May 2024 Payroll	Cardenas, Hector	Payroll	8,140.85	19,596.96
Bill	05/20/2024	May 2024 Payroll	Cavanagh, Michael	Payroll	12,105.39	31,702.35
Bill	05/20/2024	May 2024 Payroll	Cuevas, Victor	Payroll	4,555.67	36,258.02
Bill	05/20/2024	May 2024 Payroll	Damiani, Christopher	Payroll	5,712.34	41,970.36
Bill	05/20/2024	May 2024 Payroll	Felix, Ignacio C	Payroll	5,621.71	47,592.07
Bill	05/20/2024	May 2024 Payroll	Frazier, Katlyn	Payroll	5,889.69	53,481.76
Bill	05/20/2024	May 2024 Payroll	Negrete, Miguel	Payroll	4,786.27	58,268.03
Bill	05/20/2024	May 2024 Payroll	ICMA Retirement	Barcellos Employee Contribution (457...	325.00	58,593.03
Bill	05/20/2024	May 2024 Payroll	ICMA Retirement	Cuevas Employee Contribution (457 ...	200.00	58,793.03
Bill	05/20/2024	May 2024 Payroll	ICMA Retirement	Damiani Employee Contribution (457 ...	50.00	58,843.03
Bill	05/20/2024	May 2024 Payroll	ICMA Retirement	Felix Employee Contribution (457 Co...	25.00	58,868.03
Bill	05/20/2024	May 2024 Payroll	ICMA Retirement	Frazier Employee Contribution (457 C...	325.00	59,193.03
Bill	05/20/2024	May 2024 Payroll	ICMA Retirement	Cardenas Employee Contribution (45...	500.00	59,693.03
Bill	05/20/2024	May 2024 Payroll	Direct Deposit	Barcellos, Aaron	830.00	60,523.03
Bill	05/20/2024	May 2024 Payroll	Direct Deposit	Frazier, Katlyn	800.00	61,323.03
Bill	05/20/2024	May 2024 Payroll	Direct Deposit	Gilles, Steven	9,787.46	71,110.49
Bill	05/20/2024	May 2024 Payroll	MutuaL OF Omaha	Coverage Dates PAYroll	55.20	71,165.69
Total 91000 Regular Employees					71,165.69	71,165.69
<b>91001 Extra Help</b>						
Bill	05/01/2024	PP End 4/19/24	St. of Ca. EDD	Personal Income Tax	180.09	180.09
Bill	05/07/2024	PP End 5 3 24	St. of Ca. EDD	Personal Income Tax	236.45	416.54
Bill	05/07/2024	PP End 5 3 24	Federal Reserve	PP End 5 3 24	978.94	1,395.48
Bill	05/07/2024	PP End 5 3 24	Pers	Employee Made Contribution	830.80	2,226.28
Bill	05/07/2024	PP End 5 3 24	Gonzalez-Ruiz, Diego	PP End 5 3 24	1,813.50	4,039.78
Bill	05/07/2024	PP End 5 3 24	Direct Deposit	Henderson Dashaun	1,826.50	5,866.28
Bill	05/07/2024	PP End 5 3 24	Medina, Luis Fernando	PP End 5 3 24	1,678.33	7,544.61
Bill	05/07/2024	PP End 5 3 24	Puga, Medardo	PP End 5 3 24	2,251.01	9,795.62
Bill	05/07/2024	PP End 5 3 24	Valadez, Sergio	PP End 5 3 24	1,627.33	11,422.95
Bill	05/07/2024	PP End 5 3 24	ICMA Retirement	Valadez Employee Contribution (457 ...	80.00	11,502.95
Bill	05/07/2024	PP End 5 3 24	Barrera, Simon	PP End 5 3 24	738.20	12,241.15
Bill	05/07/2024	PP End 5 3 24	Leasure, Matthew	PP End 5 3 24	738.20	12,979.35
Bill	05/07/2024	PP End 5 3 24	Moreau Spencer	PP End 5 3 24	706.14	13,685.49
Bill	05/07/2024	PP End 5 3 24	Pruitt, Evan	PP End 5 3 24	738.20	14,423.69
Bill	05/07/2024	PP End 5 3 24	Soto, Jesse	PP End 5 3 24	738.20	15,161.89
Bill	05/07/2024	PP End 5 3 24	Zarate, Alexander	PP End 5 3 24	738.20	15,900.09
Bill	05/20/2024	PP end 5/17/24	Gonzalez-Ruiz, Diego	PP end 5/17/24	1,813.50	17,713.59
Bill	05/20/2024	PP end 5/17/24	Direct Deposit	Henderson Dashaun	1,826.50	19,540.09
Bill	05/20/2024	PP end 5/17/24	Medina, Luis Fernando	PP end 5/17/24	1,678.33	21,218.42
Bill	05/20/2024	PP end 5/17/24	Puga, Medardo	PP end 5/17/24	2,251.01	23,469.43
Bill	05/20/2024	PP end 5/17/24	Valadez, Sergio	PP end 5/17/24	1,627.33	25,096.76
Bill	05/20/2024	PP end 5/17/24	ICMA Retirement	Valadez Employee Contribution (457 ...	80.00	25,176.76
Bill	05/20/2024	PP end 5/17/24	Barrera, Simon	PP end 5/17/24	1,386.93	26,563.69
Bill	05/20/2024	PP end 5/17/24	Leasure, Matthew	PP end 5/17/24	310.30	26,873.99

## Kings Mosquito Abatement District Transaction Detail by Account May 2024

Type	Date	Num	Name	Memo	Amount	Balance
Bill	05/20/2024	PP end 5/17/24	Moreau Spencer	PP end 5/17/24	1,325.57	28,199.56
Bill	05/20/2024	PP end 5/17/24	Pruitt, Evan	PP end 5/17/24	1,386.93	29,586.49
Bill	05/20/2024	PP end 5/17/24	Soto, Jesse	PP end 5/17/24	1,386.93	30,973.42
Bill	05/20/2024	PP end 5/17/24	Zarate, Alexander	PP end 5/17/24	1,386.93	32,360.35
Bill	05/20/2024	PP end 5/17/24	Moreno Leno	PP end 5/17/24	1,083.13	33,443.48
Bill	05/20/2024	PP end 5/17/24	Laughlin, Peter	PP end 5/17/24	538.25	33,981.73
Bill	05/30/2024	PP end 5/17/24	Federal Reserve	PP end 5/17/24	1,932.29	35,914.02
Bill	05/30/2024	PP end 5/17/24	St. of Ca. EDD	Personal Income Tax	396.27	36,310.29
Bill	05/30/2024	PP end 5/17/24	Pers	Employee Made Contribution	830.80	37,141.09
Total 91001 Extra Help					37,141.09	37,141.09
<b>91005 Retirement</b>						
<b>91005A Retirement PERS</b>						
Bill	05/01/2024	APril 2024 Payroll	Pers	Pers	11,076.09	11,076.09
Bill	05/07/2024	PP End 5 3 24	Pers	Pers	823.29	11,899.38
Bill	05/30/2024	PP end 5/17/24	Pers	Pers	823.29	12,722.67
Total 91005A Retirement PERS					12,722.67	12,722.67
<b>91005B SS/Med</b>						
Bill	05/07/2024	PP End 5 3 24	Federal Reserve	PP End 5 3 24	679.80	679.80
Bill	05/30/2024	PP end 5/17/24	Federal Reserve	PP end 5/17/24	818.43	1,498.23
Total 91005B SS/Med					1,498.23	1,498.23
Total 91005 Retirement					14,220.90	14,220.90
<b>91007 Health Insurance</b>						
Bill	05/01/2024	APril 2024 Payroll	Pers	Survivor Benefits	18.00	18.00
Bill	05/07/2024	PP End 5 3 24	Pers	Survivor Benefits	4.65	22.65
Bill	05/20/2024	May 2024 Payroll	MutuaL OF Omaha	STD/LTD Billing Period Payroll	571.04	593.69
Bill	05/20/2024	May 2024 Payroll	MutuaL OF Omaha	Coverage Dates PAYroll	83.25	676.94
Bill	05/30/2024	PP end 5/17/24	Pers	Survivor Benefits	4.65	681.59
Total 91007 Health Insurance					681.59	681.59
<b>91011 Unemployment Ins.</b>						
Bill	05/01/2024	April 2024 Payroll	St. of Ca. EDD	Unemployment Tax	0.00	0.00
Bill	05/01/2024	PP End 4/19/24	St. of Ca. EDD	State Unemployment Tax	664.64	664.64
Bill	05/07/2024	PP End 5 3 24	St. of Ca. EDD	State Unemployment Tax	716.72	1,381.36
Bill	05/30/2024	PP end 5/17/24	St. of Ca. EDD	State Unemployment Tax	1,274.78	2,656.14
Total 91011 Unemployment Ins.					2,656.14	2,656.14
<b>91013 Employee Benefits</b>						
<b>91013B Dental/Vision</b>						
Bill	05/01/2024	H44854	SDRMA	June 2024 Coverage	1,834.51	1,834.51
Total 91013B Dental/Vision					1,834.51	1,834.51

## Kings Mosquito Abatement District Transaction Detail by Account May 2024

Type	Date	Num	Name	Memo	Amount	Balance
Total 91013 Employee Benefits					1,834.51	1,834.51
<b>92001 Supplies and Materia</b>						
Bill	05/13/2024	3/22/24 Bill 6904	US Bank	Savemart (coffee)	19.98	19.98
Bill	05/13/2024	3/22/24 Bill 6904	US Bank	Costco (water)	23.96	43.94
Total 92001 Supplies and Materia					43.94	43.94
<b>92002 Ag Services &amp; Supp.</b>						
<b>92002A Surveillance</b>						
Bill	05/01/2024	2023 Pools	MVCAC	57 Mosquito Pools	1,254.00	1,254.00
Bill	05/13/2024	3/22/24 Bill 1842	US Bank	Savemart (CO2)	84.26	1,338.26
Bill	05/13/2024	3/22/24 Bill 1842	US Bank	Sample prep (Pool sample bottles)	796.61	2,134.87
Total 92002A Surveillance					2,134.87	2,134.87
<b>92002C Safety Equip.</b>						
Bill	05/13/2024	3/22/24 Bill 0077	US Bank	Walmart (2gal water jugs)	63.86	63.86
Bill	05/13/2024	3/22/24 Bill 1842	US Bank	Amazon (water jugs)	30.88	94.74
Bill	05/13/2024	3/22/24 Bill 1842	US Bank	Amazon (ATV helmet)	128.60	223.34
Bill	05/13/2024	3/22/24 Bill 1842	US Bank	Amazon (ATV helmet)	192.90	416.24
Bill	05/13/2024	3/22/24 Bill 1842	US Bank	Amazon (ATV helmet)	321.50	737.74
Bill	05/13/2024	3/22/24 Bill 1842	US Bank	Amazon (clear bottles)	88.57	826.31
Bill	05/13/2024	3/22/24 Bill 1842	US Bank	Amazon (water jugs)	72.88	899.19
Total 92002C Safety Equip.					899.19	899.19
<b>92002D Chemicals</b>						
Bill	05/13/2024	3/22/24 Bill 1842	US Bank	Amazon (Food grade pump)	171.80	171.80
Bill	05/13/2024	3/22/24 Bill 1842	US Bank	Amazon (Spray bottles)	128.69	300.49
Total 92002D Chemicals					300.49	300.49
<b>92002 Ag Services &amp; Supp. - Other</b>						
Bill	05/01/2024	459	BB Screen Printing	Hats	805.38	805.38
Total 92002 Ag Services & Supp. - Other					805.38	805.38
Total 92002 Ag Services & Supp.					4,139.93	4,139.93
<b>92006 Communications</b>						
<b>92006A Cell</b>						
Bill	05/13/2024	3/22/24 Bill 6904	US Bank	Verizon (cell)	969.34	969.34
Total 92006A Cell					969.34	969.34
<b>92006B GPS</b>						
Bill	05/13/2024	3/22/24 Bill 6904	US Bank	Verizon (GPS)	1,039.33	1,039.33
Total 92006B GPS					1,039.33	1,039.33



## Kings Mosquito Abatement District Transaction Detail by Account May 2024

Type	Date	Num	Name	Memo	Amount	Balance
Total 92006 Communications					2,008.67	2,008.67
<b>92007 Telephone</b>						
Bill	05/01/2024	53511	VAST	May 2024	714.79	714.79
Bill	05/01/2024	53511	VAST	49020	2.06	716.85
Total 92007 Telephone					716.85	716.85
<b>92012 Laundry Services</b>						
Bill	05/13/2024	3/22/24 Bill 6904	US Bank	Mission (Uniform)	598.16	598.16
Bill	05/16/2024	Boot Reimbursement	Medina, Luis Fernando		125.00	723.16
Total 92012 Laundry Services					723.16	723.16
<b>92013 Facility Expenses</b>						
Bill	05/01/2024	27965	Starace	Service	495.00	495.00
Bill	05/13/2024	3/22/23 Bill 7146	US Bank	Home Depot (spreader)	28.93	523.93
Bill	05/13/2024	3/22/24 Bill 6904	US Bank	Home Depot (pinesol)	16.50	540.43
Total 92013 Facility Expenses					540.43	540.43
<b>92018 Office Expenses</b>						
Bill	05/13/2024	3/22/24 Bill 7818	US Bank	Adobe (i pad program)	69.99	69.99
Bill	05/13/2024	3/22/24 Bill 7818	US Bank	Adobe (i pad program)	69.99	139.98
Bill	05/13/2024	3/22/24 Bill 7818	US Bank	Adobe (i pad program)	-69.03	70.95
Bill	05/13/2024	3/22/24 Bill 6904	US Bank	Microsoft (Office 365)	62.50	133.45
Bill	05/13/2024	3/22/24 Bill 6904	US Bank	Adobe Subscription (Manager Compu...	19.99	153.44
Bill	05/13/2024	3/22/24 Bill 7818	US Bank	Adobe (i pad program)	180.34	333.78
Bill	05/13/2024	3/22/24 Bill 1842	US Bank	Amazon (P Touch tape)	26.80	360.58
Total 92018 Office Expenses					360.58	360.58
<b>92019 Maintenance-Equi.</b>						
<b>92019A Vehicle R/M</b>						
Bill	05/13/2024	3/22/23 Bill 7146	US Bank	Lowes (teflon, dring, dring)	50.71	50.71
Bill	05/13/2024	3/22/23 Bill 7146	US Bank	Tractor Supply (15 gallon storage con...	80.43	131.14
Bill	05/13/2024	3/22/24 Bill 6904	US Bank	Napa (parts)	35.82	166.96
Bill	05/13/2024	3/22/24 Bill 1842	US Bank	Amazon (Stobe lights, vinyl film)	85.65	252.61
Bill	05/13/2024	3/22/24 Bill 1842	US Bank	Amazon (frwquent stop sign)	10.71	263.32
Bill	05/13/2024	3/22/24 Bill 1842	US Bank	Amazon (handle and trim for truck)	37.00	300.32
Bill	05/13/2024	3/22/24 Bill 1842	US Bank	Amazon (Clamp)	17.11	317.43
Bill	05/13/2024	3/22/24 Bill 1842	US Bank	Amazon (tie downs, rack)	63.23	380.66
Total 92019A Vehicle R/M					380.66	380.66
<b>92019B Spray System R/M</b>						
Bill	05/13/2024	3/22/24 Bill 0077	US Bank	KleeRite (1450 PSI unloader)	340.81	340.81
Bill	05/13/2024	3/22/23 Bill 7146	US Bank	Tractor Supply (connector, roller, rolle...	78.79	419.60
Bill	05/13/2024	3/22/23 Bill 7146	US Bank	MOrgan and Slates (valve, gasket, ho...	647.61	1,067.21
Bill	05/13/2024	3/22/23 Bill 7146	US Bank	Morgan and SLates (nozzle, nipple, cl...	84.29	1,151.50

## Kings Mosquito Abatement District Transaction Detail by Account May 2024

Type	Date	Num	Name	Memo	Amount	Balance
Total 92019B Spray System R/M					1,151.50	1,151.50
<b>92019H Drone</b>						
Bill	05/13/2024	3/22/24 Bill 6904	US Bank	LEading Edge (Drone service)	2,400.00	2,400.00
Total 92019H Drone					2,400.00	2,400.00
<b>92019 Maintenance-Equi. - Other</b>						
Bill	05/13/2024	3/22/24 Bill 1842	US Bank	Amazon (Degreaser)	10.74	10.74
Bill	05/13/2024	3/22/24 Bill 1842	US Bank	Amazon (bearings, key holder)	44.48	55.22
Total 92019 Maintenance-Equi. - Other					55.22	55.22
Total 92019 Maintenance-Equi.					3,987.38	3,987.38
<b>92023 Fuel/Oil</b>						
<b>92023A Fuel</b>						
Bill	05/01/2024	96576666	WEX	Fuel	2,853.02	2,853.02
Bill	05/13/2024	3/22/24 Bill 6904	US Bank	Costco (fuel) 3/1/24	81.90	2,934.92
Bill	05/13/2024	3/22/24 Bill 6904	US Bank	Costco (fuel) 3/11/24	126.09	3,061.01
Bill	05/13/2024	3/22/24 Bill 1842	US Bank	Costco (fuel) 3/4/24	62.04	3,123.05
Total 92023A Fuel					3,123.05	3,123.05
Total 92023 Fuel/Oil					3,123.05	3,123.05
<b>92037 Professional/Special</b>						
Bill	05/01/2024	Statement	Smith Lozano	Legal Counsel	360.00	360.00
Bill	05/16/2024	234561	Kings Industrial	Pre Employment	475.00	835.00
Total 92037 Professional/Special					835.00	835.00
<b>92057 Rents &amp; Leases</b>						
Bill	05/13/2024	3/22/24 Bill 6904	US Bank	Clines	62.92	62.92
Total 92057 Rents & Leases					62.92	62.92
<b>92062 Small Tools &amp; Inst.</b>						
Bill	05/13/2024	3/22/23 Bill 7146	US Bank	Air gas (CO2 welder gas)	45.96	45.96
Bill	05/13/2024	3/22/24 Bill 1842	US Bank	Amazon (Welding hose)	38.38	84.34
Bill	05/13/2024	3/22/24 Bill 1842	US Bank	Amazon (socket cap bolts)	12.86	97.20
Total 92062 Small Tools & Inst.					97.20	97.20
<b>92090 Travel Expenses</b>						
Bill	05/13/2024	3/22/24 Bill 0077	US Bank	Sheraton (AMCA)	942.12	942.12
Total 92090 Travel Expenses					942.12	942.12
<b>92094 Utilities</b>						
<b>92094A Electric</b>						
Bill	05/13/2024	3/22/24 Bill 6904	US Bank	PGE (electric)	1,500.00	1,500.00

## Kings Mosquito Abatement District Transaction Detail by Account May 2024

Type	Date	Num	Name	Memo	Amount	Balance
Bill	05/13/2024	3/22/24 Bill 6904	US Bank	USPS (mailing)	324.10	1,824.10
Total 92094A Electric					1,824.10	1,824.10
<b>92094B Gas</b>						
Bill	05/13/2024	3/22/24 Bill 6904	US Bank	So Cal Gas (gas)	472.10	472.10
Total 92094B Gas					472.10	472.10
<b>92094C Water Refuse</b>						
Bill	05/13/2024	3/22/24 Bill 6904	US Bank	City of Hanford	533.19	533.19
Total 92094C Water Refuse					533.19	533.19
<b>92094 Utilities - Other</b>						
Bill	05/13/2024	3/22/24 Bill 6904	US Bank	City of Hanford	128.89	128.89
Total 92094 Utilities - Other					128.89	128.89
Total 92094 Utilities					2,958.28	2,958.28
<b>94000 Fixed Assets</b>						
Bill	05/01/2024	577459-050324	Enterprise FM Trust	Lease	10,891.44	10,891.44
Bill	05/13/2024	3/22/24 Bill 6904	US Bank	Innovative Industries (slide mount for ...	3,385.00	14,276.44
Total 94000 Fixed Assets					14,276.44	14,276.44
<b>TOTAL</b>					<b>162,515.87</b>	<b>162,515.87</b>



**County of Kings  
KCFEGL Revenue and Expenditure Audit Trail**

Fund: 800070 - Kings Mosquito Abatement  
 Selection Criteria: Transaction Dates Between May 1, 2024 and May 30, 2024, Budget Year 2024  
 , All Objects, All Functions, All Departments, All Set IDs, All Budget Units  
 Report Generated on Jun 17, 2024 8:01:12 AM

**Fund: 800070 - Kings Mosquito Abatement**

**Function: 00 - Not Applicable**

**Department: 000 - Not Applicable**

**Budget Unit: 000000 - Not Applicable**

**Account: 800070 - 81000 - Prop Tax - Curr Secured**

Date	Year	Period	Reference	Set ID/Ck #	Set Desc/Vendor	Budget	Debit	Credit	Transaction	Encumbrance Amt	Trans Description	Cumulative Balance
05/30/2024	2024	11	JV21081	JE022544	LEMOORE RPTTF 24-25A PASSTHRU		0.00	9,576.00	9,576.00	0.00	LEM PASSTHRU 24-25A ACTUAL	
05/30/2024	2024	11	150604	CR054565			0.00	1,571.71	1,571.71	0.00	KC Finance Depa TUL CO-KINGS M	
05/30/2024	2024	11	JV21079	JE022542	HANFORD RPTTF 24-25A PASSTHRU		0.00	2,485.00	2,485.00	0.00	HFD RDA 24-25A PASSTHRU ACTUAL	
05/30/2024	2024	11	JV21073	JE022536	CORCORAN RPTTF 24-25A PASSTHRU		0.00	73.00	73.00	0.00	CORC RDA 24-25A PASSTHRU ACTUA	
<b>Total for Period 11</b>						<b>\$0.00</b>	<b>\$0.00</b>	<b>\$13,705.71</b>	<b>\$13,705.71</b>	<b>\$0.00</b>		<b>(\$13,705.71)</b>
<b>800070 - 81000 Total</b>						<b>\$0.00</b>	<b>\$0.00</b>	<b>\$13,705.71</b>	<b>\$13,705.71</b>	<b>\$0.00</b>		<b>(\$2,718,413.83)</b>

**Account: 800070 - 81001 - Prop Tax - Curr Unsecured**

Date	Year	Period	Reference	Set ID/Ck #	Set Desc/Vendor	Budget	Debit	Credit	Transaction	Encumbrance Amt	Trans Description	Cumulative Balance
05/30/2024	2024	11	150606	CR054565			0.00	2.07	2.07	0.00	KC Finance Depa TUL CO-KINGS M	
<b>Total for Period 11</b>						<b>\$0.00</b>	<b>\$0.00</b>	<b>\$2.07</b>	<b>\$2.07</b>	<b>\$0.00</b>		<b>(\$2.07)</b>
<b>800070 - 81001 Total</b>						<b>\$0.00</b>	<b>\$0.00</b>	<b>\$2.07</b>	<b>\$2.07</b>	<b>\$0.00</b>		<b>(\$198,633.95)</b>

**Account: 800070 - 81002 - Prop Tax - Prior Secured**

Date	Year	Period	Reference	Set ID/Ck #	Set Desc/Vendor	Budget	Debit	Credit	Transaction	Encumbrance Amt	Trans Description	Cumulative Balance
05/30/2024	2024	11	150607	CR054565			0.00	301.51	301.51	0.00	KC Finance Depa TUL CO-KINGS M	
<b>Total for Period 11</b>						<b>\$0.00</b>	<b>\$0.00</b>	<b>\$301.51</b>	<b>\$301.51</b>	<b>\$0.00</b>		<b>(\$301.51)</b>
<b>800070 - 81002 Total</b>						<b>\$0.00</b>	<b>\$0.00</b>	<b>\$301.51</b>	<b>\$301.51</b>	<b>\$0.00</b>		<b>(\$47,489.02)</b>

**Account: 800070 - 81003 - Prop Tax - Prior Unsecured**

Date	Year	Period	Reference	Set ID/Ck #	Set Desc/Vendor	Budget	Debit	Credit	Transaction	Encumbrance Amt	Trans Description	Cumulative Balance
05/30/2024	2024	11	150609	CR054565			0.00	15.60	15.60	0.00	KC Finance Depa TUL CO-KINGS M	
<b>Total for Period 11</b>						<b>\$0.00</b>	<b>\$0.00</b>	<b>\$15.60</b>	<b>\$15.60</b>	<b>\$0.00</b>		<b>(\$15.60)</b>
<b>800070 - 81003 Total</b>						<b>\$0.00</b>	<b>\$0.00</b>	<b>\$15.60</b>	<b>\$15.60</b>	<b>\$0.00</b>		<b>(\$72.09)</b>

**Account: 800070 - 81004 - Prop Tax - Curr SB813 Suppl**

Date	Year	Period	Reference	Set ID/Ck #	Set Desc/Vendor	Budget	Debit	Credit	Transaction	Encumbrance Amt	Trans Description	Cumulative Balance
05/30/2024	2024	11	150605	CR054565			0.00	496.79	496.79	0.00	KC Finance Depa TUL CO-KINGS M	
<b>Total for Period 11</b>						<b>\$0.00</b>	<b>\$0.00</b>	<b>\$496.79</b>	<b>\$496.79</b>	<b>\$0.00</b>		<b>(\$496.79)</b>



**County of Kings  
KCFEGL Revenue and Expenditure Audit Trail**

Fund: 800070 - Kings Mosquito Abatement  
 Selection Criteria: Transaction Dates Between May 1, 2024 and May 30, 2024, Budget Year 2024  
 , All Objects, All Functions, All Departments, All Set IDs, All Budget Units  
 Report Generated on Jun 17, 2024 8:01:12 AM

**Account: 800070 - 81004 - Prop Tax - Curr SB813 Suppl**

<b>800070 - 81004 Total</b>	<b>\$0.00</b>	<b>\$0.00</b>	<b>\$496.79</b>	<b>\$496.79</b>	<b>\$0.00</b>							<b>(\$74,377.01)</b>
-----------------------------	---------------	---------------	-----------------	-----------------	---------------	--	--	--	--	--	--	----------------------

**Account: 800070 - 81006 - Prop Tax - Prior Supp SB813**

Date	Year	Period	Reference	Set ID/Ck #	Set Desc/Vendor	Budget	Debit	Credit	Transaction	Encumbrance Amt	Trans Description	Cumulative Balance
05/30/2024	2024	11	150608	CR054565			0.00	38.26	38.26	0.00	KC Finance Depa TUL CO-KINGS M	
<b>Total for Period 11</b>						<b>\$0.00</b>	<b>\$0.00</b>	<b>\$38.26</b>	<b>\$38.26</b>	<b>\$0.00</b>		<b>(\$38.26)</b>
<b>800070 - 81006 Total</b>						<b>\$0.00</b>	<b>\$0.00</b>	<b>\$38.26</b>	<b>\$38.26</b>	<b>\$0.00</b>		<b>(\$212.84)</b>

**Account: 800070 - 81021 - RDA RPTF Residuals**

Date	Year	Period	Reference	Set ID/Ck #	Set Desc/Vendor	Budget	Debit	Credit	Transaction	Encumbrance Amt	Trans Description	Cumulative Balance
05/30/2024	2024	11	JV21080	JE022543	LEMOORE RPTTF 24-25A RESIDUAL		0.00	84,733.88	84,733.88	0.00	LEM RPTTF 24-25A ACTUAL	
05/30/2024	2024	11	JV21078	JE022541	HANFORD RPTTF 24-25A RESIDUAL		0.00	37,228.30	37,228.30	0.00	HANFORD RPTTF 24-25A ACTUALS	
05/30/2024	2024	11	JV21072	JE022535	CORCORAN RPTTF 24-25A RESIDUAL		0.00	65,680.67	65,680.67	0.00	CORCORAN RPTTF 24-25A ACTUAL	
<b>Total for Period 11</b>						<b>\$0.00</b>	<b>\$0.00</b>	<b>\$187,642.85</b>	<b>\$187,642.85</b>	<b>\$0.00</b>		<b>(\$187,642.85)</b>
<b>800070 - 81021 Total</b>						<b>\$0.00</b>	<b>\$0.00</b>	<b>\$187,642.85</b>	<b>\$187,642.85</b>	<b>\$0.00</b>		<b>(\$542,683.27)</b>

**Account: 800070 - 91000 - Regular Employees**

Date	Year	Period	Reference	Set ID/Ck #	Set Desc/Vendor	Budget	Debit	Credit	Transaction	Encumbrance Amt	Trans Description	Cumulative Balance
05/14/2024	2024	11	JV20988	JE022449	May 2024 Journals		0.00	1,826.50	(1,826.50)	0.00	KFCU	
05/14/2024	2024	11	JV20988	JE022449	May 2024 Journals		0.00	1,162.72	(1,162.72)	0.00	Federal Reserve	
05/15/2024	2024	11	05/2024 PAYROLL	01346738	27809 MUTUAL OF OMAHA		55.20	0.00	55.20	0.00	Mutual of Omaha 05/2024 Payrol	
05/15/2024	2024	11	5/2024 PAYROLL	01346724	V006274 ICMARC		325.00	0.00	325.00	0.00	Internatiional 05/2024 Frazier	
05/15/2024	2024	11	5/2024 PAYROLL	01346724	V006274 ICMARC		325.00	0.00	325.00	0.00	Internatiional 05/2024 Barcell	
05/15/2024	2024	11	5/2024 PAYROLL	01346739	31647 NEGRETE MIGUEL		4,786.27	0.00	4,786.27	0.00	Negrete Miguel 5/2024 Payroll	
05/15/2024	2024	11	5/2024 PAYROLL	01346724	V006274 ICMARC		200.00	0.00	200.00	0.00	Internatiional 05/2024 Cuevas	
05/15/2024	2024	11	5/2024 PAYROLL	01346723	25035 FRAZIER KATLYN		5,889.69	0.00	5,889.69	0.00	Frazier Katlyn 5/2024 Payroll	
05/15/2024	2024	11	5/2024 PAYROLL	01346724	V006274 ICMARC		50.00	0.00	50.00	0.00	Internatiional 05/2024 Damiani	
05/15/2024	2024	11	5/2024 PAYROLL	01346717	21358 DAMIANI CHRISTOPHER		5,712.34	0.00	5,712.34	0.00	Damiani Christo 5/2024 Payroll	
05/15/2024	2024	11	5/2024 PAYROLL	01346724	V006274 ICMARC		25.00	0.00	25.00	0.00	Internatiional 05/2024 Felix	
05/15/2024	2024	11	5/2024 PAYROLL	01346712	20635 BARCELLOS AARON		5,372.22	0.00	5,372.22	0.00	Barcellos Aaron 5/2024 Payroll	
05/15/2024	2024	11	5/2024 PAYROLL	01346747	35968 CUEVAS VICTOR		4,555.67	0.00	4,555.67	0.00	Victor Cuevas 5/2024 Payroll	
05/15/2024	2024	11	5/2024 PAYROLL	01346714	20637 CAVANAGH MICHAEL		12,105.39	0.00	12,105.39	0.00	Cavanagh Michae 5/2024 Payroll	
05/15/2024	2024	11	5/2024 PAYROLL	01346732	20661 KINGS FEDERAL CREDIT UNION		9,787.46	0.00	9,787.46	0.00	Kings Federal C 05/2024 Gilles	
05/15/2024	2024	11	5/2024 PAYROLL	01346713	V006607 HECTOR CARDENAS		8,140.85	0.00	8,140.85	0.00	Cardenas Hector 5/2024 Payroll	
05/15/2024	2024	11	5/2024 PAYROLL	01346732	20661 KINGS FEDERAL CREDIT UNION		830.00	0.00	830.00	0.00	Kings Federal C 05/2024 Barcel	
05/15/2024	2024	11	5/2024 PAYROLL	01346732	20661 KINGS FEDERAL CREDIT UNION		800.00	0.00	800.00	0.00	Kings Federal C 05/2024 Frazie	
05/15/2024	2024	11	5/2024 PAYROLL	01346720	26639 FELIX IGNACIO		5,621.71	0.00	5,621.71	0.00	Felix Ignacio 5/2024 Payroll	
05/15/2024	2024	11	5/2024 PAYROLL	01346724	V006274 ICMARC		500.00	0.00	500.00	0.00	Internatiional 05/2024 Cardena	
<b>Total for Period 11</b>						<b>\$0.00</b>	<b>\$65,081.80</b>	<b>\$2,989.22</b>	<b>\$62,092.58</b>	<b>\$0.00</b>		<b>(\$62,092.58)</b>



**County of Kings  
KCFEGL Revenue and Expenditure Audit Trail**

Fund: 800070 - Kings Mosquito Abatement  
 Selection Criteria: Transaction Dates Between May 1, 2024 and May 30, 2024, Budget Year 2024  
 , All Objects, All Functions, All Departments, All Set IDs, All Budget Units  
 Report Generated on Jun 17, 2024 8:01:12 AM

**Account: 800070 - 91000 - Regular Employees**

<b>800070 - 91000 Total</b>	<b>\$0.00</b>	<b>\$65,081.80</b>	<b>\$2,989.22</b>	<b>\$62,092.58</b>	<b>\$0.00</b>	<b>(\$878,943.82)</b>
-----------------------------	---------------	--------------------	-------------------	--------------------	---------------	-----------------------

**Account: 800070 - 91001 - Extra Help**

Date	Year	Period	Reference	Set ID/Ck #	Set Desc/Vendor	Budget	Debit	Credit	Transaction	Encumbrance Amt	Trans Description	Cumulative Balance
05/06/2024	2024	11	PP END 5/3/24	01345973	V006809 SPENCER MOREAU		706.14	0.00	706.14	0.00	Moreau Spencer PP End 5/3/24Pa	
05/06/2024	2024	11	PP END 5/3/24	01345969	20661 KINGS FEDERAL CREDIT UNION		1,826.50	0.00	1,826.50	0.00	Kings Federal C Paid 5/10/24 H	
05/06/2024	2024	11	PP END 5/3/24	01345975	V004912 PRUITT EVAN		738.20	0.00	738.20	0.00	Pruitt Evan PP End 5/3/24Paid	
05/06/2024	2024	11	PP END 5/3/24	01345970	V004657 LEASURE MATTHEW		738.20	0.00	738.20	0.00	Leasure Matthew PP End 5/3/24P	
05/06/2024	2024	11	PP END 5/3/24	01345979	V004913 BARRERA SIMON		738.20	0.00	738.20	0.00	Simon Barrera PP End 5/3/24Pai	
05/06/2024	2024	11	PP END 5/3/24	01345961	V001095 GONZALEZ RUIZ DIEGO		1,813.50	0.00	1,813.50	0.00	Gonzalez Ruiz D PP End 5/3/24P	
05/06/2024	2024	11	PP END 5/3/24	01345981	V004655 SOTO JESSE		738.20	0.00	738.20	0.00	Soto Jesse PP End 5/3/24Paid 5	
05/06/2024	2024	11	PP END 5/3/24	01345962	V006274 ICMARC		80.00	0.00	80.00	0.00	International PP End 5/3/24Pa	
05/06/2024	2024	11	PP END 5/3/24	01345984	39179 VALADEZ SERGIO		1,627.33	0.00	1,627.33	0.00	Valadez Sergio PP End 5/3/24Pa	
05/06/2024	2024	11	PP END 5/3/24	01345972	V002929 MEDINA LUIS FERNANDO		1,678.33	0.00	1,678.33	0.00	Medina Luis Fer PP End 5/3/24P	
05/06/2024	2024	11	PP END 5/3/24	01345976	30424 PUGA MEDARDO		2,251.01	0.00	2,251.01	0.00	Puga Medardo PP End 5/3/24Paid	
05/06/2024	2024	11	PP END 5/3/24	01345991	V004914 ZARATE ALEXANDER		738.20	0.00	738.20	0.00	Zarate Alexande PP End 5/3/24P	
05/10/2024	2024	11	JV20857	JE022312	5 11 24 Seasonal EFT Federal		978.94	0.00	978.94	0.00	Federal Reserve #20490	
05/10/2024	2024	11	JV20858	JE022313	5 11 24 Seasonal EFT PERS		830.80	0.00	830.80	0.00	PERS #20445	
05/10/2024	2024	11	JV20856	JE022311	5 11 24 Seasonal EFT EDD		236.45	0.00	236.45	0.00	St of CA EDD #20430	
05/14/2024	2024	11	JV20988	JE022449	May 2024 Journals		1,162.72	0.00	1,162.72	0.00	Federal Reserve	
05/14/2024	2024	11	JV20988	JE022449	May 2024 Journals		0.00	82.58	(82.58)	0.00	EDD	
05/14/2024	2024	11	JV20988	JE022449	May 2024 Journals		1,826.50	0.00	1,826.50	0.00	KFCU	
05/20/2024	2024	11	PPEND51724	01347193	005358 MORENO LENO		1,083.13	0.00	1,083.13	0.00	Moreno Leno PP end 5/17/24Paid	
05/20/2024	2024	11	PPEND51724	01347092	V001095 GONZALEZ RUIZ DIEGO		1,813.50	0.00	1,813.50	0.00	Gonzalez Ruiz D PP end 5/17/24	
05/20/2024	2024	11	PPEND51724	01347320	V004914 ZARATE ALEXANDER		1,386.93	0.00	1,386.93	0.00	Zarate Alexande PP end 5/17/24	
05/20/2024	2024	11	PPEND51724	01347256	V004913 BARRERA SIMON		1,386.93	0.00	1,386.93	0.00	Simon Barrera PP end 5/17/24Pa	
05/20/2024	2024	11	PPEND51724	01347262	V004655 SOTO JESSE		1,386.93	0.00	1,386.93	0.00	Soto Jesse PP end 5/17/24Paid	
05/20/2024	2024	11	PPEND51724	01347183	V002929 MEDINA LUIS FERNANDO		1,678.33	0.00	1,678.33	0.00	Medina Luis PP end 5/17/24Paid	
05/20/2024	2024	11	PPEND51724	01347216	V004912 PRUITT EVAN		1,386.93	0.00	1,386.93	0.00	Pruitt Evan PP end 5/17/24Paid	
05/20/2024	2024	11	PPEND51724	01347218	30424 PUGA MEDARDO		2,251.01	0.00	2,251.01	0.00	Puga Medardo PP end 5/17/24Pai	
05/20/2024	2024	11	PPEND51724	01347157	20661 KINGS FEDERAL CREDIT UNION		1,826.50	0.00	1,826.50	0.00	Kings Federal C Paid 5/24/24 H	
05/20/2024	2024	11	PPEND51724	01347209	V006879 PETER LAUGHLIN		538.25	0.00	538.25	0.00	Peter Laughlin PP end 5/17/24P	
05/20/2024	2024	11	PPEND51724	01347294	39179 VALADEZ SERGIO		1,627.33	0.00	1,627.33	0.00	Valadez Sergio PP end 5/17/24P	
05/20/2024	2024	11	PPEND51724	01347173	V004657 LEASURE MATTHEW		310.30	0.00	310.30	0.00	Leasure Matthew PP end 5/17/24	
05/20/2024	2024	11	PPEND51724	01347192	V006809 SPENCER MOREAU		1,325.57	0.00	1,325.57	0.00	Moreau Spencer PP end 5/17/24P	
05/20/2024	2024	11	PPEND51724	01347119	V006274 ICMARC		80.00	0.00	80.00	0.00	International PP end 5/17/24P	
05/30/2024	2024	11	JV21076	JE022539	5 11 24 Seasonal EFT EDD		396.27	0.00	396.27	0.00	St of CA EDD #20430	
05/30/2024	2024	11	JV21077	JE022540	5 11 24 Seasonal EFT Federal		1,932.29	0.00	1,932.29	0.00	Federal Reserve #20490	
05/30/2024	2024	11	JV21075	JE022538	5/24/25 Seasonal EFT PERS		830.80	0.00	830.80	0.00	PERS #20445	
<b>Total for Period 11</b>						<b>\$0.00</b>	<b>\$39,950.22</b>	<b>\$82.58</b>	<b>\$39,867.64</b>	<b>\$0.00</b>		<b>(\$39,867.64)</b>



**County of Kings  
KCFEGL Revenue and Expenditure Audit Trail**

Fund: 800070 - Kings Mosquito Abatement  
 Selection Criteria: Transaction Dates Between May 1, 2024 and May 30, 2024, Budget Year 2024  
 , All Objects, All Functions, All Departments, All Set IDs, All Budget Units  
 Report Generated on Jun 17, 2024 8:01:12 AM

**Account: 800070 - 91001 - Extra Help**

<b>800070 - 91001 Total</b>	<b>\$0.00</b>	<b>\$39,950.22</b>	<b>\$82.58</b>	<b>\$39,867.64</b>	<b>\$0.00</b>	<b>(\$427,122.36)</b>
-----------------------------	---------------	--------------------	----------------	--------------------	---------------	-----------------------

**Account: 800070 - 91002 - Special Pays**

Date	Year	Period	Reference	Set ID/Ck #	Set Desc/Vendor	Budget	Debit	Credit	Transaction	Encumbrance Amt	Trans Description	Cumulative Balance
05/14/2024	2024	11	JV20988	JE022449	May 2024 Journals		82.58	0.00	82.58	0.00	EDD	
<b>Total for Period 11</b>						<b>\$0.00</b>	<b>\$82.58</b>	<b>\$0.00</b>	<b>\$82.58</b>	<b>\$0.00</b>		<b>(\$82.58)</b>
<b>800070 - 91002 Total</b>						<b>\$0.00</b>	<b>\$82.58</b>	<b>\$0.00</b>	<b>\$82.58</b>	<b>\$0.00</b>		<b>(\$19,211.25)</b>

**Account: 800070 - 91005 - Retirement**

Date	Year	Period	Reference	Set ID/Ck #	Set Desc/Vendor	Budget	Debit	Credit	Transaction	Encumbrance Amt	Trans Description	Cumulative Balance
05/10/2024	2024	11	JV20857	JE022312	5 11 24 Seasonal EFT Federal		679.80	0.00	679.80	0.00	Federal Reserve #20490	
05/10/2024	2024	11	JV20858	JE022313	5 11 24 Seasonal EFT PERS		823.29	0.00	823.29	0.00	PERS #20445	
05/30/2024	2024	11	JV21075	JE022538	5/24/25 Seasonal EFT PERS		823.29	0.00	823.29	0.00	PERS #20445	
05/30/2024	2024	11	JV21077	JE022540	5 11 24 Seasonal EFT Federal		818.43	0.00	818.43	0.00	Federal Reserve #20490	
<b>Total for Period 11</b>						<b>\$0.00</b>	<b>\$3,144.81</b>	<b>\$0.00</b>	<b>\$3,144.81</b>	<b>\$0.00</b>		<b>(\$3,144.81)</b>
<b>800070 - 91005 Total</b>						<b>\$0.00</b>	<b>\$3,144.81</b>	<b>\$0.00</b>	<b>\$3,144.81</b>	<b>\$0.00</b>		<b>(\$168,491.67)</b>

**Account: 800070 - 91007 - Health Insurance**

Date	Year	Period	Reference	Set ID/Ck #	Set Desc/Vendor	Budget	Debit	Credit	Transaction	Encumbrance Amt	Trans Description	Cumulative Balance
05/10/2024	2024	11	JV20858	JE022313	5 11 24 Seasonal EFT PERS		4.65	0.00	4.65	0.00	PERS #20445	
05/15/2024	2024	11	05/2024 PAYROLL	01346738	27809 MUTUAL OF OMAHA		83.25	0.00	83.25	0.00	Mutual of Omaha 05/2024 Payrol	
05/15/2024	2024	11	05/2024 PAYROLL	01346738	27809 MUTUAL OF OMAHA		571.04	0.00	571.04	0.00	Mutual of Omaha 05/2024 Payrol	
05/30/2024	2024	11	JV21075	JE022538	5/24/25 Seasonal EFT PERS		4.65	0.00	4.65	0.00	PERS #20445	
<b>Total for Period 11</b>						<b>\$0.00</b>	<b>\$663.59</b>	<b>\$0.00</b>	<b>\$663.59</b>	<b>\$0.00</b>		<b>(\$663.59)</b>
<b>800070 - 91007 Total</b>						<b>\$0.00</b>	<b>\$663.59</b>	<b>\$0.00</b>	<b>\$663.59</b>	<b>\$0.00</b>		<b>(\$7,403.10)</b>

**Account: 800070 - 91011 - Unemployment Insurance**

Date	Year	Period	Reference	Set ID/Ck #	Set Desc/Vendor	Budget	Debit	Credit	Transaction	Encumbrance Amt	Trans Description	Cumulative Balance
05/10/2024	2024	11	JV20856	JE022311	5 11 24 Seasonal EFT EDD		716.72	0.00	716.72	0.00	St of CA EDD #20430	
05/30/2024	2024	11	JV21076	JE022539	5 11 24 Seasonal EFT EDD		1,274.78	0.00	1,274.78	0.00	St of CA EDD #20430	
<b>Total for Period 11</b>						<b>\$0.00</b>	<b>\$1,991.50</b>	<b>\$0.00</b>	<b>\$1,991.50</b>	<b>\$0.00</b>		<b>(\$1,991.50)</b>
<b>800070 - 91011 Total</b>						<b>\$0.00</b>	<b>\$1,991.50</b>	<b>\$0.00</b>	<b>\$1,991.50</b>	<b>\$0.00</b>		<b>(\$10,951.61)</b>

**Account: 800070 - 91013 - Employee Benefits**

Date	Year	Period	Reference	Set ID/Ck #	Set Desc/Vendor	Budget	Debit	Credit	Transaction	Encumbrance Amt	Trans Description	Cumulative Balance
05/07/2024	2024	11	H44854	01345978	20507 SDRMA		1,834.51	0.00	1,834.51	0.00	SDRMA H44854	
<b>Total for Period 11</b>						<b>\$0.00</b>	<b>\$1,834.51</b>	<b>\$0.00</b>	<b>\$1,834.51</b>	<b>\$0.00</b>		<b>(\$1,834.51)</b>
<b>800070 - 91013 Total</b>						<b>\$0.00</b>	<b>\$1,834.51</b>	<b>\$0.00</b>	<b>\$1,834.51</b>	<b>\$0.00</b>		<b>(\$372,800.78)</b>

**Account: 800070 - 92001 - Supplies & Materials**

Date	Year	Period	Reference	Set ID/Ck	Set Desc/Vendor	Budget	Debit	Credit	Transaction	Encumbrance	Trans Description	Cumulative
------	------	--------	-----------	-----------	-----------------	--------	-------	--------	-------------	-------------	-------------------	------------



**County of Kings  
KCFEGL Revenue and Expenditure Audit Trail**

Fund: 800070 - Kings Mosquito Abatement  
 Selection Criteria: Transaction Dates Between May 1, 2024 and May 30, 2024, Budget Year 2024  
 , All Objects, All Functions, All Departments, All Set IDs, All Budget Units  
 Report Generated on Jun 17, 2024 8:01:12 AM

**Account: 800070 - 92001 - Supplies & Materials**

										Amt	Balance	
05/13/2024	2024	11	3/22/24 STMT 239	01346480	20726 US BANK		43.94	0.00	43.94	0.00	US Bank 3/22/24 Stmt 2399	
<b>Total for Period 11</b>							<b>\$0.00</b>	<b>\$43.94</b>	<b>\$0.00</b>	<b>\$43.94</b>	<b>\$0.00</b>	<b>(\$43.94)</b>
<b>800070 - 92001 Total</b>							<b>\$0.00</b>	<b>\$43.94</b>	<b>\$0.00</b>	<b>\$43.94</b>	<b>\$0.00</b>	<b>(\$2,050.27)</b>

**Account: 800070 - 92002 - Ag Services & Supplies**

Date	Year	Period	Reference	Set ID/Ck #	Set Desc/Vendor	Budget	Debit	Credit	Transaction	Encumbrance Amt	Trans Description	Cumulative Balance
05/07/2024	2024	11	7364729	01345974	21729 MVCAC		1,254.00	0.00	1,254.00	0.00	MVCAC 7364729	
05/07/2024	2024	11	459	01345955	V001449 BEGA DAVID JACOB		805.38	0.00	805.38	0.00	Bega David Jaco 459	
05/13/2024	2024	11	3/22/24 STMT 239	01346480	20726 US BANK		2,080.55	0.00	2,080.55	0.00	US Bank 3/22/24 Stmt 2399	
<b>Total for Period 11</b>							<b>\$0.00</b>	<b>\$4,139.93</b>	<b>\$0.00</b>	<b>\$4,139.93</b>	<b>\$0.00</b>	<b>(\$4,139.93)</b>
<b>800070 - 92002 Total</b>							<b>\$0.00</b>	<b>\$4,139.93</b>	<b>\$0.00</b>	<b>\$4,139.93</b>	<b>\$0.00</b>	<b>(\$753,173.17)</b>

**Account: 800070 - 92006 - Communications**

Date	Year	Period	Reference	Set ID/Ck #	Set Desc/Vendor	Budget	Debit	Credit	Transaction	Encumbrance Amt	Trans Description	Cumulative Balance
05/13/2024	2024	11	3/22/24 STMT 239	01346480	20726 US BANK		2,008.67	0.00	2,008.67	0.00	US Bank 3/22/24 Stmt 2399	
<b>Total for Period 11</b>							<b>\$0.00</b>	<b>\$2,008.67</b>	<b>\$0.00</b>	<b>\$2,008.67</b>	<b>\$0.00</b>	<b>(\$2,008.67)</b>
<b>800070 - 92006 Total</b>							<b>\$0.00</b>	<b>\$2,008.67</b>	<b>\$0.00</b>	<b>\$2,008.67</b>	<b>\$0.00</b>	<b>(\$17,355.30)</b>

**Account: 800070 - 92007 - Telephone**

Date	Year	Period	Reference	Set ID/Ck #	Set Desc/Vendor	Budget	Debit	Credit	Transaction	Encumbrance Amt	Trans Description	Cumulative Balance
05/07/2024	2024	11	49020-2	01345986	V003943 CVIN LLC		2.06	0.00	2.06	0.00	Vast Networks 49020	
05/07/2024	2024	11	53511	01345986	V003943 CVIN LLC		714.79	0.00	714.79	0.00	Vast Networks 53511	
<b>Total for Period 11</b>							<b>\$0.00</b>	<b>\$716.85</b>	<b>\$0.00</b>	<b>\$716.85</b>	<b>\$0.00</b>	<b>(\$716.85)</b>
<b>800070 - 92007 Total</b>							<b>\$0.00</b>	<b>\$716.85</b>	<b>\$0.00</b>	<b>\$716.85</b>	<b>\$0.00</b>	<b>(\$8,551.16)</b>

**Account: 800070 - 92012 - Laundry Services**

Date	Year	Period	Reference	Set ID/Ck #	Set Desc/Vendor	Budget	Debit	Credit	Transaction	Encumbrance Amt	Trans Description	Cumulative Balance
05/13/2024	2024	11	3/22/24 STMT 239	01346480	20726 US BANK		598.16	0.00	598.16	0.00	US Bank 3/22/24 Stmt 2399	
05/15/2024	2024	11	059160	01346736	V002929 MEDINA LUIS FERNANDO		125.00	0.00	125.00	0.00	Medina Luis 2023/2024 Boot	
<b>Total for Period 11</b>							<b>\$0.00</b>	<b>\$723.16</b>	<b>\$0.00</b>	<b>\$723.16</b>	<b>\$0.00</b>	<b>(\$723.16)</b>
<b>800070 - 92012 Total</b>							<b>\$0.00</b>	<b>\$723.16</b>	<b>\$0.00</b>	<b>\$723.16</b>	<b>\$0.00</b>	<b>(\$16,603.92)</b>

**Account: 800070 - 92013 - Facility**

Date	Year	Period	Reference	Set ID/Ck #	Set Desc/Vendor	Budget	Debit	Credit	Transaction	Encumbrance Amt	Trans Description	Cumulative Balance
05/07/2024	2024	11	27965	01345982	V002614 STARACE MECHANICAL HEATING & A		495.00	0.00	495.00	0.00	Starace Mechani 27965	
05/13/2024	2024	11	3/22/24 STMT 239	01346480	20726 US BANK		45.43	0.00	45.43	0.00	US Bank 3/22/24 Stmt 2399	
<b>Total for Period 11</b>							<b>\$0.00</b>	<b>\$540.43</b>	<b>\$0.00</b>	<b>\$540.43</b>	<b>\$0.00</b>	<b>(\$540.43)</b>
<b>800070 - 92013 Total</b>							<b>\$0.00</b>	<b>\$540.43</b>	<b>\$0.00</b>	<b>\$540.43</b>	<b>\$0.00</b>	<b>(\$16,710.72)</b>





**County of Kings  
KCFEGL Revenue and Expenditure Audit Trail**

Fund: 800070 - Kings Mosquito Abatement  
 Selection Criteria: Transaction Dates Between May 1, 2024 and May 30, 2024, Budget Year 2024  
 , All Objects, All Functions, All Departments, All Set IDs, All Budget Units  
 Report Generated on Jun 17, 2024 8:01:12 AM

**Account: 800070 - 92018 - Office Equipment & Supplies**

Date	Year	Period	Reference	Set ID/Ck #	Set Desc/Vendor	Budget	Debit	Credit	Transaction	Encumbrance Amt	Trans Description	Cumulative Balance
05/13/2024	2024	11	3/22/24 STMT 239	01346480	20726 US BANK		360.58	0.00	360.58	0.00	US Bank 3/22/24 Stmt 2399	
05/14/2024	2024	11	JV20988	JE022449	May 2024 Journals		1,200.00	0.00	1,200.00	0.00	Northstar Compliance	
<b>Total for Period 11</b>						<b>\$0.00</b>	<b>\$1,560.58</b>	<b>\$0.00</b>	<b>\$1,560.58</b>	<b>\$0.00</b>		<b>(\$1,560.58)</b>
<b>800070 - 92018 Total</b>						<b>\$0.00</b>	<b>\$1,560.58</b>	<b>\$0.00</b>	<b>\$1,560.58</b>	<b>\$0.00</b>		<b>(\$21,277.86)</b>

**Account: 800070 - 92019 - Maintenance - Equipment**

Date	Year	Period	Reference	Set ID/Ck #	Set Desc/Vendor	Budget	Debit	Credit	Transaction	Encumbrance Amt	Trans Description	Cumulative Balance
05/13/2024	2024	11	3/22/24 STMT 239	01346480	20726 US BANK		3,987.38	0.00	3,987.38	0.00	US Bank 3/22/24 Stmt 2399	
<b>Total for Period 11</b>						<b>\$0.00</b>	<b>\$3,987.38</b>	<b>\$0.00</b>	<b>\$3,987.38</b>	<b>\$0.00</b>		<b>(\$3,987.38)</b>
<b>800070 - 92019 Total</b>						<b>\$0.00</b>	<b>\$3,987.38</b>	<b>\$0.00</b>	<b>\$3,987.38</b>	<b>\$0.00</b>		<b>(\$25,596.34)</b>

**Account: 800070 - 92023 - Fuel And Oil**

Date	Year	Period	Reference	Set ID/Ck #	Set Desc/Vendor	Budget	Debit	Credit	Transaction	Encumbrance Amt	Trans Description	Cumulative Balance
05/07/2024	2024	11	96576666	01345990	29511 WEX BANK		2,853.02	0.00	2,853.02	0.00	WEX 96576666	
05/13/2024	2024	11	3/22/24 STMT 239	01346480	20726 US BANK		270.03	0.00	270.03	0.00	US Bank 3/22/24 Stmt 2399	
<b>Total for Period 11</b>						<b>\$0.00</b>	<b>\$3,123.05</b>	<b>\$0.00</b>	<b>\$3,123.05</b>	<b>\$0.00</b>		<b>(\$3,123.05)</b>
<b>800070 - 92023 Total</b>						<b>\$0.00</b>	<b>\$3,123.05</b>	<b>\$0.00</b>	<b>\$3,123.05</b>	<b>\$0.00</b>		<b>(\$84,134.52)</b>

**Account: 800070 - 92037 - Prof & Spec Services**

Date	Year	Period	Reference	Set ID/Ck #	Set Desc/Vendor	Budget	Debit	Credit	Transaction	Encumbrance Amt	Trans Description	Cumulative Balance
05/07/2024	2024	11	2214327	01345971	38462 SMITH LOZANO		360.00	0.00	360.00	0.00	Lozano Smith 2214327	
05/15/2024	2024	11	234561	01346733	21376 KINGS INDUSTRIAL OCCUPATIONAL		475.00	0.00	475.00	0.00	Kings Industria 2234561	
<b>Total for Period 11</b>						<b>\$0.00</b>	<b>\$835.00</b>	<b>\$0.00</b>	<b>\$835.00</b>	<b>\$0.00</b>		<b>(\$835.00)</b>
<b>800070 - 92037 Total</b>						<b>\$0.00</b>	<b>\$835.00</b>	<b>\$0.00</b>	<b>\$835.00</b>	<b>\$0.00</b>		<b>(\$23,302.56)</b>

**Account: 800070 - 92057 - Rents & Leases - Equipmt**

Date	Year	Period	Reference	Set ID/Ck #	Set Desc/Vendor	Budget	Debit	Credit	Transaction	Encumbrance Amt	Trans Description	Cumulative Balance
05/13/2024	2024	11	3/22/24 STMT 239	01346480	20726 US BANK		62.92	0.00	62.92	0.00	US Bank 3/22/24 Stmt 2399	
<b>Total for Period 11</b>						<b>\$0.00</b>	<b>\$62.92</b>	<b>\$0.00</b>	<b>\$62.92</b>	<b>\$0.00</b>		<b>(\$62.92)</b>
<b>800070 - 92057 Total</b>						<b>\$0.00</b>	<b>\$62.92</b>	<b>\$0.00</b>	<b>\$62.92</b>	<b>\$0.00</b>		<b>(\$1,846.48)</b>

**Account: 800070 - 92062 - Small Tools & Instruments**

Date	Year	Period	Reference	Set ID/Ck #	Set Desc/Vendor	Budget	Debit	Credit	Transaction	Encumbrance Amt	Trans Description	Cumulative Balance
05/13/2024	2024	11	3/22/24 STMT 239	01346480	20726 US BANK		97.20	0.00	97.20	0.00	US Bank 3/22/24 Stmt 2399	
<b>Total for Period 11</b>						<b>\$0.00</b>	<b>\$97.20</b>	<b>\$0.00</b>	<b>\$97.20</b>	<b>\$0.00</b>		<b>(\$97.20)</b>
<b>800070 - 92062 Total</b>						<b>\$0.00</b>	<b>\$97.20</b>	<b>\$0.00</b>	<b>\$97.20</b>	<b>\$0.00</b>		<b>(\$2,804.88)</b>

**Account: 800070 - 92063 - Special Dept**

Date	Year	Period	Reference	Set ID/Ck	Set Desc/Vendor	Budget	Debit	Credit	Transaction	Encumbrance	Trans Description	Cumulative
------	------	--------	-----------	-----------	-----------------	--------	-------	--------	-------------	-------------	-------------------	------------



**County of Kings  
KCFEGL Revenue and Expenditure Audit Trail**

Fund: 800070 - Kings Mosquito Abatement  
 Selection Criteria: Transaction Dates Between May 1, 2024 and May 30, 2024, Budget Year 2024  
 , All Objects, All Functions, All Departments, All Set IDs, All Budget Units  
 Report Generated on Jun 17, 2024 8:01:12 AM

**Account: 800070 - 92063 - Special Dept**

#						Amt				Balance	
05/14/2024	2024	11	JV20988	JE022449	May 2024 Journals	0.00	1,200.00	(1,200.00)	0.00	Northstar Compliance	
<b>Total for Period 11</b>						<b>\$0.00</b>	<b>\$0.00</b>	<b>\$1,200.00</b>	<b>(\$1,200.00)</b>	<b>\$0.00</b>	<b>\$1,200.00</b>
<b>800070 - 92063 Total</b>						<b>\$0.00</b>	<b>\$0.00</b>	<b>\$1,200.00</b>	<b>(\$1,200.00)</b>	<b>\$0.00</b>	<b>(\$3,043.89)</b>

**Account: 800070 - 92090 - Travel**

Date	Year	Period	Reference	Set ID/Ck #	Set Desc/Vendor	Budget	Debit	Credit	Transaction	Encumbrance Amt	Trans Description	Cumulative Balance
05/13/2024	2024	11	3/22/24 STMT 239	01346480	20726 US BANK		942.12	0.00	942.12	0.00	US Bank 3/22/24 Stmt 2399	
<b>Total for Period 11</b>						<b>\$0.00</b>	<b>\$942.12</b>	<b>\$0.00</b>	<b>\$942.12</b>	<b>\$0.00</b>		<b>(\$942.12)</b>
<b>800070 - 92090 Total</b>						<b>\$0.00</b>	<b>\$942.12</b>	<b>\$0.00</b>	<b>\$942.12</b>	<b>\$0.00</b>		<b>(\$9,805.67)</b>

**Account: 800070 - 92094 - Utilities**

Date	Year	Period	Reference	Set ID/Ck #	Set Desc/Vendor	Budget	Debit	Credit	Transaction	Encumbrance Amt	Trans Description	Cumulative Balance
05/13/2024	2024	11	3/22/24 STMT 239	01346480	20726 US BANK		2,958.28	0.00	2,958.28	0.00	US Bank 3/22/24 Stmt 2399	
<b>Total for Period 11</b>						<b>\$0.00</b>	<b>\$2,958.28</b>	<b>\$0.00</b>	<b>\$2,958.28</b>	<b>\$0.00</b>		<b>(\$2,958.28)</b>
<b>800070 - 92094 Total</b>						<b>\$0.00</b>	<b>\$2,958.28</b>	<b>\$0.00</b>	<b>\$2,958.28</b>	<b>\$0.00</b>		<b>(\$29,611.88)</b>

**Account: 800070 - 94000 - Equipment**

Date	Year	Period	Reference	Set ID/Ck #	Set Desc/Vendor	Budget	Debit	Credit	Transaction	Encumbrance Amt	Trans Description	Cumulative Balance
05/07/2024	2024	11	577459-050324	01345957	36817 ENTERPRISE FM TRUST		10,891.44	0.00	10,891.44	0.00	Enterprise FM T 577459-050324	
05/13/2024	2024	11	3/22/24 STMT 239	01346480	20726 US BANK		3,385.00	0.00	3,385.00	0.00	US Bank 3/22/24 Stmt 2399	
<b>Total for Period 11</b>						<b>\$0.00</b>	<b>\$14,276.44</b>	<b>\$0.00</b>	<b>\$14,276.44</b>	<b>\$0.00</b>		<b>(\$14,276.44)</b>
<b>800070 - 94000 Total</b>						<b>\$0.00</b>	<b>\$14,276.44</b>	<b>\$0.00</b>	<b>\$14,276.44</b>	<b>\$0.00</b>		<b>(\$526,957.41)</b>
<b>Budget Unit 000000 Total</b>						<b>\$0.00</b>	<b>\$148,764.96</b>	<b>\$206,474.59</b>	<b>\$346,695.95</b>	<b>\$0.00</b>		<b>(\$7,233,717.12)</b>
<b>Department 000 Total</b>						<b>\$0.00</b>	<b>\$148,764.96</b>	<b>\$206,474.59</b>	<b>\$346,695.95</b>	<b>\$0.00</b>		<b>(\$7,233,717.12)</b>
<b>Function 00 Total</b>						<b>\$0.00</b>	<b>\$148,764.96</b>	<b>\$206,474.59</b>	<b>\$346,695.95</b>	<b>\$0.00</b>		<b>(\$7,233,717.12)</b>
<b>Fund 800070 Total</b>						<b>\$0.00</b>	<b>\$148,764.96</b>	<b>\$206,474.59</b>	<b>\$346,695.95</b>	<b>\$0.00</b>		<b>(\$7,233,717.12)</b>
<b>Total for Report</b>						<b>\$0.00</b>	<b>\$148,764.96</b>	<b>\$206,474.59</b>	<b>\$346,695.95</b>	<b>\$0.00</b>		<b>(\$7,233,717.12)</b>

Journals -\$4,271.80

Prior Month needs Approval +\$18,022.71

\$162,515.87

## Agenda Item 3

### 3. **Equipment Reserve**

The Board will review and consider the creation of an equipment reserve account and determine the amount to contribute.

## Agenda Item 4

### 4. **24/25 FY Annual Budget**

The Board will review and consider the 24/25 FY annual budget.

- A. Employee salary and benefits
- B. 24/25 FY Annual Budget

#### Supporting Documents:

- 24/25 FY Budget Summary
- Detailed 24/25 Annual Budget
- Revenue and Expense reports and graphs

#### Supporting information:

- 24/25 draft budget \$3,480,657 (employee salary and benefits not included)
- 23/24 Revenue
  - Revenue to date: \$3.6 million
  - Total revenue estimate: \$3.7 million
- Salary and Benefits Requests
  - COLA estimates ranging from 4% to 7% are listed and can be added to the total budget to determine the budget impact of each amount.
  - No specific requests from employees regarding COLA, but there was one request for a 1% -2% bonus in conjunction with the COLA.
  - Request Superintendent for advancement in vacation accrual schedule to the maximum of 4 weeks per year.
  - Request for an FSA- funded by the employee but administered by the employer. The account helps reduce taxable income, but the funds are lost if they are unspent in the calendar year.

**Kings Mosquito Abatement District  
Budget Review**

	2021-2022 Actual	2022-2023 Actual	2023-2024 Budget	2023-2024 Thru 6 20 24	YTD %
<b>Revenues</b>					
Property Taxes	\$ 2,833,626.94	\$ 2,951,153.36	\$ 3,010,176.42	\$ 3,039,198.74	101.0%
RDA	\$ 377,611.43	\$ 430,030.89	\$ 430,030.89	\$ 542,683.27	126.2%
Aid form Other Government Agency	\$ 24,823.18	\$ 21,160.45	\$ 21,160.45	\$ 14,075.38	66.5%
Interest Income	\$ 19,615.21	\$ 52,581.98	\$ 53,633.61	\$ 55,248.07	103.0%
Miscellaneous	\$ 77,231.97	\$ 13,093.44	\$ 13,093.44	\$ 17,571.60	134.2%
<b>Subtotal of Revenue</b>	<b>\$ 3,332,908.73</b>	<b>\$ 3,468,020.12</b>	<b>\$ 3,528,094.81</b>	<b>\$ 3,668,777.06</b>	<b>104.0%</b>
<b>Salaries and Benefits</b>					
91000 Regular Employees	\$ 707,707.69	\$ 907,062.80	\$ 953,964.00	\$ 958,882.60	100.5%
91001 Extra Help	\$ 283,809.18	\$ 325,067.69	\$ 438,450.00	\$ 432,523.67	98.6%
91002 Overtime-Other Pays	\$ 730.07	\$ 4,950.21	\$ 18,732.12	\$ 19,211.25	102.6%
91005 Retirement	\$ 135,321.12	\$ 158,982.78	\$ 182,845.77	\$ 183,923.58	100.6%
CalPERS UAL	\$ 13,186.00	\$ 24,984.00	\$ -	\$ -	
91007 Health Insurance	\$ 6,588.16	\$ 7,929.94	\$ 7,907.00	\$ 8,080.04	102.2%
91010 Ins. - Workers Comp.	\$ 52,849.00	\$ 48,326.00	\$ 50,749.00	\$ 50,749.00	100.0%
91011 Unemployment Insurance	\$ 14,163.83	\$ 15,443.05	\$ 13,454.00	\$ 12,333.96	91.7%
91013 Employee Benefits	\$ 349,316.29	\$ 312,980.39	\$ 329,920.35	\$ 334,800.78	101.5%
7801 Account	\$ 2,400.00	\$ 2,400.00	\$ -	\$ -	
Kings Federal Account Claims Cost	\$ 407,410.52	\$ 317,469.05	\$ -	\$ 312,000.00	
Fairmont Reimbursement	\$ (72,378.19)	\$ (21,718.65)	\$ -	\$ -	
5060 Account	\$ 11,883.96	\$ 14,829.99	\$ -	\$ 22,800.78	
<b>Subtotal of Salaries and Benefits</b>	<b>\$ 1,563,671.34</b>	<b>\$ 1,805,726.86</b>	<b>\$ 1,996,022.24</b>	<b>\$ 2,000,504.88</b>	<b>100.2%</b>
<b>Services and Supplies</b>					
92002 Ag Services and Supplies	\$ 495,859.51	\$ 936,796.99	\$ 704,462.06	\$ 753,853.78	107.0%
92006 Communication	\$ 13,996.90	\$ 23,127.30	\$ 27,000.00	\$ 18,388.90	68.1%
92007 Telephone	\$ 10,016.71	\$ 8,439.70	\$ 9,000.00	\$ 8,551.16	95.0%
92012 Laundry Services	\$ 13,444.85	\$ 17,493.31	\$ 20,500.00	\$ 17,590.91	85.8%
92013 Facility Expenses	\$ 4,924.67	\$ 9,084.67	\$ 9,000.00	\$ 16,735.87	186.0%
Normal Facility				\$ 11,106.77	
Work Out				\$ 5,629.10	
92014 Insurance	\$ 52,339.00	\$ 53,944.00	\$ 68,567.00	\$ 70,887.00	103.4%
92019 Maintenance Equipment	\$ 18,339.90	\$ 26,600.95	\$ 28,000.00	\$ 25,836.58	92.3%
Maintenance Lease Body Work	\$ 18,339.90	\$ 6,151.24	\$ -	\$ -	
92023 Fuel/Oil	\$ 59,223.06	\$ 80,959.73	\$ 150,000.00	\$ 84,562.48	56.4%
92027 Memberships	\$ 12,227.53	\$ 14,124.08	\$ 15,100.00	\$ 12,049.08	79.8%
92018 Office Expenses	\$ 15,273.65	\$ 20,957.44	\$ 22,500.00	\$ 21,692.90	96.4%
92037 Professional/Special Services	\$ 27,042.24	\$ 18,416.10	\$ 36,250.00	\$ 23,302.56	64.3%
92048 Consultation Expenses	\$ -	\$ -	\$ 1,500.00	\$ -	0.0%
92001 Supplies and Materials	\$ 1,771.59	\$ 2,700.37	\$ 5,500.00	\$ 2,294.77	41.7%
92056 Advertising	\$ 1,328.37	\$ 426.14	\$ 5,000.00	\$ 2,204.37	44.1%
92057 Rents and Leases	\$ 2,725.43	\$ 2,757.76	\$ 3,655.00	\$ 1,846.48	50.5%
92062 Small Tools and Instruments	\$ 1,317.33	\$ 2,031.24	\$ 4,000.00	\$ 2,804.88	70.1%
92063 Special Dept. Exp.	\$ 4,632.76	\$ 5,968.63	\$ 3,500.00	\$ 3,153.89	90.1%
92069 BD & Comm Mem Exp.	\$ 2,054.12	\$ 1,895.92	\$ 3,000.00	\$ 1,299.99	43.3%
92090 Travel Expenses	\$ 1,138.56	\$ 6,120.20	\$ 12,000.00	\$ 9,805.67	81.7%
92094 Utilities	\$ 22,043.60	\$ 31,594.74	\$ 37,500.00	\$ 32,356.38	86.3%
<b>Subtotal of Services and Supplies</b>	<b>\$ 778,039.68</b>	<b>\$ 1,269,590.51</b>	<b>\$ 1,166,034.06</b>	<b>\$ 1,109,217.65</b>	<b>95.1%</b>
<b>Fixed Assets</b>					
94006 Structures and Improvements	\$ -	\$ -	\$ 2,000.00	\$ -	0.0%
94000 Fixed Assets	\$ 196,050.14	\$ 148,422.77	\$ 304,420.00	\$ 269,437.25	88.5%
96000 Transfer of Funds					
<b>Subtotal of Services and Supplies</b>	<b>\$ 196,050.14</b>	<b>\$ 148,422.77</b>	<b>\$ 306,420.00</b>	<b>\$ 269,437.25</b>	<b>87.9%</b>
<b>Appropriations and Contingencies</b>					
99000 Appropriations and Contingencies		\$ -	\$ -	\$ -	
<b>Subtotal of Appropriations and Contingencies</b>	<b>\$ -</b>	<b>\$ -</b>	<b>\$ -</b>	<b>\$ -</b>	<b>0.0%</b>
<b>Not Budgeted</b>					
Loan Payment	\$ 257,520.16	\$ 257,520.16	\$ -	\$ 257,520.16	
<b>Total</b>	<b>\$ 257,520.16</b>	<b>\$ 257,520.16</b>	<b>\$ -</b>	<b>\$ 257,520.16</b>	
<b>Total</b>	<b>\$ 2,795,281.32</b>	<b>\$ 3,481,260.30</b>	<b>\$ 3,468,476.30</b>	<b>\$ 3,636,679.94</b>	<b>104.8%</b>
<b>Net Income (Loss)</b>	<b>\$ 537,627.41</b>	<b>\$ (13,240.18)</b>	<b>\$ 59,618.51</b>	<b>\$ 32,097.12</b>	

**Kings Mosquito Abatement District**

Fiscal Year 2023-2024

Monthly Budget Report

**Month Ending - May 2024**

**REVENUE REALIZATION**

<u>Description</u>	<u>Estimated Revenue</u>	<u>Months Receipts</u>	<u>YTD</u>	<u>%</u>
Property Taxes	\$ 2,800,000.00	\$ 14,559.94	\$ 3,039,198.74	109%
RDA	\$ 300,000.00	\$ 187,642.85	\$ 542,683.27	181%
Interest on Current Deposits	\$ 13,000.00	\$ -	\$ 55,248.07	425%
Aid-Other Gov't Agencies	\$ 23,000.00	\$ -	\$ 14,075.38	61%
Navy Contract	\$ -	\$ -	\$ -	
Weed Control	\$ 6,000.00	\$ -	\$ -	
Other	\$ 35,000.00	\$ -	\$ 17,571.60	50%
<b>Revenue Realized</b>	<b>\$ 3,177,000.00</b>	<b>\$ 202,202.79</b>	<b>\$ 3,668,777.06</b>	<b>115%</b>
			<b>YTD EXPENSES</b>	<b>BUDGET</b>
			\$ (3,238,539.36)	\$ 3,468,476.30

**ACCOUNT SUMMARY**

<u>Description</u>	<u>Beginning Balance</u>	<u>Receipts</u>	<u>Expenses</u>	<u>Ending Balance</u>
Cash in Treasury	\$ 3,735,114.64	\$ 202,202.79	\$ (162,515.87)	\$ 3,780,898.26
Imprest Cash	\$ 250.00			
710420 Cap. Imp. Revenue	\$ 141,762.44			
710425 Ins. Reserve	\$ 82,556.88			
710430 Post Retirement	\$ 108,407.58			
CCVCJPA Fund	\$ 224,243.40			
Kings Federal Credit Union	\$ 90,850.29			
<b>Total Cash</b>	<b>\$ 4,428,968.85</b>			
			<b>May Actual Balance</b>	<b>Prior Month Info</b>
			\$ 3,719,649.81	
			<b>May Warrants</b>	
			\$ 21,561.53	
			<b>May Vouchers</b>	<b>April Warrants</b>
			\$ -	\$ (15,464.83)
			<b>Voided Checks/Error/Pending</b>	<b>April Vouchers</b>
			\$ -	\$ -

## Kings Mosquito Abatement District 2024- 2025 Budget

<u>Account Number</u>	<u>Description</u>	<u>Amount</u>
<u>SALARIES AND BENEFITS</u>		
91000	Salaries	\$ 953,964.00
91001	Wages	\$ 480,425.00
91002	Overtime	\$ 16,275.12
91005	Deferred Compensation	\$ 219,005.05
91007	Insurance	\$ 8,367.48
91010	Workers Compensation	\$ 65,277.00
91011	Unemployment Insurance	\$ 12,586.00
91013	Medical Insurance	\$ 377,500.00
		\$ 2,133,399.65
 <u>SERVICES AND SUPPLIES</u>		
92002	Ag Services & Supplies	\$ 697,775.80
92006	Communications	\$ 27,000.00
92007	Telephone	\$ 9,000.00
92012	Uniform Expenses	\$ 21,500.00
92013	Facility Expenses	\$ 10,000.00
92014	Insurance	\$ 83,982.00
92019	Equipment Expenses	\$ 30,000.00
92023	Fuel/Oil	\$ 150,000.00
92027	Memberships	\$ 15,250.00
92018	Office Expenses	\$ 8,000.00
92037	Professional/Special Services	\$ 35,250.00
92048	Consultation Expense	\$ 1,500.00
92001	Miscellaneous Supplies	\$ 3,500.00
92056	Advertising	\$ 5,000.00
92057	Rents & Leases	\$ 18,700.00
92062	Small Tool & Instruments	\$ 4,000.00
92063	District Special Expense	\$ 5,500.00
92069	Board Member Expense	\$ 3,000.00
92090	Travel Expense	\$ 15,000.00
92094	Utilities	\$ 43,300.00
		\$ 1,187,257.80
 <u>FIXED ASSETS</u>		
94006	Structures & Improvements	\$ 2,000.00
94000	Equipment	\$ 167,000.00
		\$ 169,000.00
 <u>APPROPRIATIONS FOR CONTINGENCIES</u>		
99000	Appropriations for Contingences	\$0.00
	<b>Total Budget</b>	<b>\$ 3,489,657.45</b>

	Monthly Salary	Yearly Salary	%	Cost
<b>SALARIES: 91000</b>			4	\$ 76,180.53
Apprentice Technician	\$ -	\$ -	5	\$ 90,071.93
Area Supervisor	\$ 6,863.00	\$ 82,356.00	6	\$ 103,905.57
Area Supervisor		\$ -	7	\$ 117,686.26
Area Supervisor	\$ 6,863.00	\$ 82,356.00		
Area Supervisor	\$ 6,263.00	\$ 75,156.00		
Area Supervisor	\$ 5,963.00	\$ 71,556.00		
Admin Assistant	\$ 8,174.00	\$ 98,088.00		
Mechanic/Technician	\$ 7,597.00	\$ 91,164.00		
Superintendent	\$ 10,827.00	\$ 129,924.00		
Biologist/Asst. Manager	\$ 11,833.00	\$ 141,996.00		
Manager	\$ 15,114.00	\$ 181,368.00		
		\$ -		
		\$ -		
		\$ -		
	\$ 79,497.00	\$ 953,964.00		

\$ 953,964.00 \$ 953,964.00

<b>WAGES: 91001</b>					
Seasonal Control Operators					
Employees	Pay	Hours	Yearly Total		
7	\$ 23.00	950	\$ 152,950.00		
5	\$ 21.50	950	\$ 102,125.00		
1	\$ 25.00	950	\$ 23,750.00		
need COLA	\$ 26.00	1400	\$ 36,400.00	\$	480,425.00
need COLA	\$ 28.00	1400	\$ 117,600.00		
need COLA	\$ 34.00	1400	\$ 47,600.00	\$	480,425.00
18					

\$ 438,450.00 \$ 480,425.00

<b>OVERTIME: 91002</b>			
Mechanic	\$43.82 hour x 40 hours x 1.5 =	\$	2,629.20
Technicians	\$41.32 x 20 hours x 4 emp x 1.5 =	\$	4,958.40
Seasonal Help	\$30.00 hour x 2 hours x 12 weeks x 5 emp x 1.5 =	\$	5,400.00
	\$23.00 hour x 2 hours x 12 weeks x 4 emp x 1.5 =	\$	3,287.52
		\$	16,275.12

\$ 18,732.12 \$ 16,275.12

<b>DEFERRED COMPENSATION: 91005</b>			
		2023/2024	
Retirement (deferred comp.) Salaries x 11.88% + Salaries x 7% =	\$ 115,134.60	\$ 114,844.65	x
Retirement (deferred comp.) Salaries x 7.87% + Salaries x 7.75% = (New Hires)	\$ 18,027.65	\$ 17,592.42	x
Retirement (deferred comp.) Salaries x 7.87% + Salaries x 7.75% = (New Hires) SEAS	\$ 12,000.00	\$ 12,000.00	x
Unfunded Liability CalPers Classic	\$ 35,057.00	\$ -	x
Unfunded Liability CalPers Pepra	\$ 700.00	\$ -	x
Social Security & Medicare deposits (7.65% of wages) =	\$ 21,330.11	\$ 22,479.53	x
Medicare (1.45% of salary) =	\$ 16,755.68	\$ 15,929.17	x
	\$ 219,005.05		

\$ 182,845.77 \$ 219,005.05

<b>MEDICAL INSURANCE: 91013</b>			
	Annual Cost	2023/2024	
Self Insured Fixed Cost 2% Increase	\$ 178,000.00	\$ 166,000.00	x
Self Insured Estimated Claim Cost 2% Increase	\$ 175,000.00	\$ 140,000.00	x
H.S.A Contribution	\$ 2,400.00	\$ 2,400.00	x
SDRMA Dental Vision	\$1834.51/mo x 12 employees	\$ 22,100.00	\$ 21,520.35
	\$ 377,500.00		

\$ 329,920.35 \$ 377,500.00

<b>UNEMPLOYMENT INSURANCE: 91011</b>			
Salaries -----	\$ 63,000.00		
Wages -----	\$ 140,000.00		
	\$ 203,000.00	x 6.20% =	

\$ 13,454.00 \$ 12,586.00

SUBTOTAL PAGE 1 -----

\$ 1,937,366.24 \$ 2,059,755.17



BUDGET 2024/2025

2023/2024

2024/2025

Budget

**INSURANCE: 91007**

1959 Survivorship Benefits					
9 full time 8 seasonal @ \$2.00 x 12 =			\$	408.00	x
50K Term Life Insurance					
9 emp @ \$7.25/month x 12 months =			\$	783.00	x
AD&D					
9 emp @ \$2.00/month x 12 months =			\$	216.00	x
LTD & STD					
			\$	6,960.48	x
			\$	8,367.48	

\$ 7,907.00      \$ 8,367.48

**AGRICULTURAL SERVICES: 92002**

Larvicides	Chemical	Quantity	Unit	Cost/Item	Total	
	Altosid WSP	34	800wsp/case	\$ 792.00	\$ 26,928.00	
	Altosid XR	4	220briq/case	\$ 842.60	\$ 3,370.40	
	Altosid ALL Liquid	5	4gal/case	\$ 1,178.00	\$ 5,890.00	
	Aquabac PP	0	100lb drum	\$ 4,165.00	\$ -	
	Altosid SR20	0	2.5 gal jug	\$ 2,446.50	\$ -	
	Coco Bear Larv Oil	2,475	bulk-gallon	\$ 55.00	\$ 136,125.00	
	Censor	600	40lb/bag	\$ 166.80	\$ 100,080.00	
	Kontrol Oil		bulk-gallon		\$ -	
	Metalarv		40/bag		\$ -	
	Natular SC	12	2.5 gal	\$ 3,506.55	\$ 42,078.60	
	Natular G30	40	40lb/bag	\$ 858.00	\$ 34,320.00	
	Natular XRT	6	Case	\$ 1,293.60	\$ 7,761.60	
	Vectobac12AS	160	2X2.5/case	\$ 180.75	\$ 28,920.00	
	Vectobac GS	840	40lb/bag	\$ 89.20	\$ 74,928.00	
	Vectobac GR		40lb/bag	\$ 97.60	\$ -	
	Vectobac Prime	40	40lb/bag	\$ 174.00	\$ 6,960.00	
	Vectolex WSP	34	800wsp/case	\$ 832.00	\$ 28,288.00	
	Vectolex WDG	2	24cans/case	\$ 1,569.84	\$ 3,139.68	
	Vectomax	200	40 lb bag	\$ 388.00	\$ 77,600.00	
	Sumilarv	0	Bag	\$ 461.45	\$ -	
	Sumilarv WSP	0	Case	\$ 636.15	\$ -	
	Nnyguard	0	Cases	\$ 190.52	\$ -	
	Metalarv XRP	0	Cases	\$ 1,944.00	\$ -	
	MLO Oil	1	Tote	\$ 5,000.00	\$ 5,000.00	
	Sand	0	100lb/bag	\$ 12.00	\$ -	
Adulticides	Anvil 2+2	0	2.5 gal jug	\$ 277.65	\$ -	
	Anvil 10+10		2X2.5/case		\$ -	
	Pyronyl	0	2.5 gal jug	\$ 470.00	\$ -	
	Evergreen ULV Ground 525	1	55 Gal	\$ 12,196.25	\$ 12,196.25	
	Suspend	3	Case	\$ 1,069.12	\$ 3,207.36	
	WSP Materilas				\$ 3,000.00	
	Subtotal				\$ 599,792.89	
	Freight				\$ 2,500.00	
	Tax				\$ 49,482.91	
					\$ 651,775.80	\$ 646,462.06
	Surveillance: 82-210000A.....			\$ 22,000.00	\$ 15,000.00	x
	Aircraft: 82-210000B.....				\$ 25,000.00	x
	Safety Equipment: 82-210000C.....			\$ 6,000.00	\$ 6,000.00	x
	Weed Control: 82-210000E.....			\$ 15,000.00	\$ 12,000.00	x
	Drone: 82-210000F.....			\$ 3,000.00	\$ -	

\$ 704,462.06      \$ 697,775.80

**COMMUNICATIONS: 92006**

	Verizon Cell Phone / Tablet	\$ 14,000.00		\$ 14,000.00	x
	GPS Cameras Systems	\$ 13,000.00		\$ 13,000.00	x
		\$ 27,000.00		\$ 27,000.00	

\$ 27,000.00      \$ 27,000.00

**TELEPHONE: 92007**

	VAST		\$	9,000.00	x
--	------	--	----	----------	---

\$ 9,000.00      \$ 9,000.00

SUBTOTAL PAGE 2 - - - - -

\$ 748,369.06      \$ 742,143.28

BUDGET 2024/2025

2023/2024

2024/2025  
Budget

**INSURANCE: 92014 (liability)**

\$ 68,567.00 \$ 83,982.00

**Workers Comp: 91010**

\$ 50,749.00 \$ 65,277.00

**MAINTENANCE & SUPPLIES:**

		2023/2024			
92019	Equipment Maintenance = vehcile, tires, spray, dron	\$ 30,000.00	\$ 28,000.00		X
92023	Fuel/Oil =	\$ 150,000.00	\$ 150,000.00		X
92012	Uniforms/clothing =	\$ 20,000.00	\$ 19,000.00		X
92012	Boots	\$ 1,500.00	\$ 1,500.00		X
92013	Facility	\$ 10,000.00	\$ 9,000.00		X
92001	Misc Supplies =	\$ 3,500.00	\$ 5,500.00		X
		\$ 215,000.00		\$ 213,000.00	\$ 215,000.00

**MEMBERSHIPS: 92027**

		2023/2024			
	American Mosquito Control Association =	\$ 2,500.00	\$ 2,500.00		X
	Mosquito & Vector Control Association of California =	\$ 11,000.00	\$ 11,000.00		X
	MVCAC NPDES Permit Coalition=	\$ -	\$ -		X
	CCVC/JPA =	\$ 1,000.00	\$ 1,000.00		X
	CSDA	\$ -	\$ -		X
	Amazon Prime	\$ 150.00	\$ -		X
	SOVE	\$ 200.00	\$ 200.00		X
	Western Growers	\$ 400.00	\$ 400.00		X
		\$ 15,250.00		\$ 15,100.00	\$ 15,250.00

**OFFICE EXPENSE: 92018**

	Required paper and supplies =	\$ 8,000.00		\$ 22,500.00	\$ 8,000.00
--	-------------------------------	-------------	--	--------------	-------------

**PROFESSIONAL SERVICES: 92037**

		2023/2024			
	Website Management	\$ 6,000.00	\$ 6,000.00		X
	Audit	\$ 10,500.00	\$ 9,000.00		X
	GASB	\$ 700.00	\$ 700.00		X
	Medical- drug screens =	\$ 1,500.00	\$ 3,000.00		X
	Attorney =	\$ 10,000.00	\$ 10,000.00		X
	Aerial Photo	\$ 6,550.00	\$ 6,550.00		X
		\$ 35,250.00		\$ 36,250.00	\$ 35,250.00

**RENTS/LEASES/LICENSES: 92057**

	Maintenance Agreements -	\$ 1,500.00			X
	Copier =	\$ 800.00			X
	Alarm	\$ 3,200.00			X
	Leading Edge	\$ 12,000.00			X
	EDS/ESRI	\$ 1,200.00			X
	QUINN	\$ 1,200.00			X
		\$ 18,700.00		\$ 3,655.00	\$ 18,700.00

**CONSULTATION: 92048**

	Research =			\$ 1,500.00	\$ 1,500.00
--	------------	--	--	-------------	-------------

**TRUSTEE BOARD: 92069**

	5 Trustees x \$50.00/month x 12 months =			\$ 3,000.00	\$ 3,000.00
--	--	--	--	-------------	-------------

SUBTOTAL PAGE 3 -----

\$ 414,321.00 \$ 445,959.00

BUDGET 2024/2025

2023/2024

2024/2025

Budget

**SMALL TOOLS: 92062**

Shop Tools

\$ 4,000.00 x

\$ 4,000.00

\$ 4,000.00

**DISTRICT SPECIAL EXPENSE: 92063**

Continued education fund =

\$ 3,500.00 x

\$ 3,500.00

BBQ Beginning and end of season

\$ 1,000.00 x

Misc/Dump

\$ 1,000.00 x

\$ 5,500.00

**ADVERTISING: 92056**

West Nile Ed, Job Announcements, etc. =

x

\$ 5,000.00

\$ 5,000.00

**TRAVEL EXPENSE : 92090**

MVCAC, AMCA, SOVE, CALPERS Forum, annual Conferrences and related meetings

x

\$ 12,000.00

\$ 15,000.00

**UTILITIES: 92094**

Electric

\$ 32,000.00

x

Gas

\$ 5,500.00

x

Water/Refuse

\$ 5,800.00

x

\$ 37,500.00

\$ 43,300.00

**STRUCT./IMPROVEMENTS: 94006**

Facility Improvements \$ 2,000.00

x

\$ 2,000.00

\$ 2,000.00

**EQUIPMENT: 94000**

Enterprise \$ 145,000.00  
 Drone and Accessories \$ 7,000.00  
 Upgrade of Lift \$ 5,000.00  
 Table/Chairs \$ 4,000.00

Backpack blowers/ULV \$ 6,000.00  
 Right Hand Jeep \$ -  
 Solar Payment \$ -

sub.....

\$ 304,420.00

\$ 167,000.00

SUBTOTAL PAGE 4 -----

\$ 368,420.00

\$ 241,800.00

BUDGET TOTAL:

CONTINGENCIES:

GRAND TOTAL ----->

\$ 3,468,476.30

\$ 3,489,657.45

\$ -

\$ -

\$ 3,468,476.30

\$ 3,489,657.45

Expended To Date

\$ -

Loan  
 \$ -

\$ 3,489,657.45

## CONSUMER PRICE INDEXES PACIFIC CITIES AND U. S. CITY AVERAGE April 2024

(All items indexes. 1982-84=100 unless otherwise noted. Not seasonally adjusted.)

MONTHLY DATA	All Urban Consumers (CPI-U)						Urban Wage Earners and Clerical Workers (CPI-W)					
	Indexes			Percent Change			Indexes			Percent Change		
				Year ending	1 Month ending					Year ending	1 Month ending	
	Apr 2023	Mar 2024	Apr 2024	Mar 2024	Apr 2024	Apr 2024	Apr 2023	Mar 2024	Apr 2024	Mar 2024	Apr 2024	Apr 2024
U. S. City Average.....	303.363	312.332	313.548	3.5	3.4	0.4	297.730	306.502	307.811	3.5	3.4	0.4
West.....	322.187	332.202	334.050	3.6	3.7	0.6	313.978	324.323	326.135	3.8	3.9	0.6
West – Size Class A <sup>1</sup> .....	331.296	341.299	343.531	3.6	3.7	0.7	319.941	329.897	332.012	3.7	3.8	0.6
West – Size Class B/C <sup>2</sup> .....	188.008	194.047	194.913	3.6	3.7	0.4	189.320	195.880	196.818	3.8	4.0	0.5
Mountain <sup>3</sup> .....	128.390	131.176	131.800	2.5	2.7	0.5	129.781	132.864	133.419	2.7	2.8	0.4
Pacific <sup>3</sup> .....	124.019	128.341	129.096	4.0	4.1	0.6	124.798	129.315	130.106	4.1	4.3	0.6
Los Angeles-Long Beach-Anaheim, CA.....	320.089	330.671	332.572	4.0	3.9	0.6	308.474	318.280	320.458	3.9	3.9	0.7
BI-MONTHLY DATA (Published for odd months)	Indexes			Percent Change			Indexes			Percent Change		
				Year ending	2 Months ending					Year ending	2 Months ending	
	Mar 2023	Jan 2024	Mar 2024	Jan 2024	Mar 2024	Mar 2024	Mar 2023	Jan 2024	Mar 2024	Jan 2024	Mar 2024	Mar 2024
Riverside-San Bernardino-Ontario, CA <sup>3</sup> .....	127.707	131.358	133.144	2.9	4.3	1.4	128.027	131.840	134.144	3.1	4.8	1.7
San Diego-Carlsbad, CA.....	358.026	367.917	370.858	3.8	3.6	0.8	339.498	348.486	351.778	3.6	3.6	0.9
Urban Hawaii.....	322.608	333.172	338.060	3.9	4.8	1.5	321.671	332.335	337.685	3.8	5.0	1.6
BI-MONTHLY DATA (Published for even months)	Indexes			Percent Change			Indexes			Percent Change		
				Year ending	2 Months ending					Year ending	2 Months ending	
	Apr 2023	Feb 2024	Apr 2024	Feb 2024	Apr 2024	Apr 2024	Apr 2023	Feb 2024	Apr 2024	Feb 2024	Apr 2024	Apr 2024
Phoenix-Mesa-Scottsdale, AZ <sup>4</sup> .....	179.824	181.010	184.462	2.2	2.6	1.9	179.839	180.826	184.141	2.1	2.4	1.8
San Francisco-Oakland-Hayward, CA.....	338.496	345.151	351.247	2.4	3.8	1.8	333.478	341.595	346.671	2.9	4.0	1.5
Seattle-Tacoma-Bellevue, WA.....	338.487	349.288	353.503	4.3	4.4	1.2	332.082	342.387	347.039	4.2	4.5	1.4
Urban Alaska.....	258.866	261.340	267.046	1.7	3.2	2.2	256.349	259.326	263.875	1.7	2.9	1.8

1 Population over 2,500,000    2 Population 2,500,000 and under, Dec 1996 = 100    3 Dec 2017=100    4 Dec 2001=100

**NOTE:** In January 2018, BLS introduced a new geographic area sample for the Consumer Price Index (CPI): [www.bls.gov/regions/west/factsheet/2018cpirevisionwest.pdf](http://www.bls.gov/regions/west/factsheet/2018cpirevisionwest.pdf)

1967=100 base year indexes and tables with semiannual and annual average data are available at: [www.bls.gov/regions/west/factsheet/consumer-price-index-data-tables.htm](http://www.bls.gov/regions/west/factsheet/consumer-price-index-data-tables.htm)

Release date May 15, 2024. The next release date is scheduled for June 12, 2024. For questions, please contact us at [BLInfoSF@bls.gov](mailto:BLInfoSF@bls.gov) or (415) 625-2270.

## CONSUMER PRICE INDEXES PACIFIC CITIES AND U. S. CITY AVERAGE May 2024

(All items indexes. 1982-84=100 unless otherwise noted. Not seasonally adjusted.)

MONTHLY DATA	All Urban Consumers (CPI-U)						Urban Wage Earners and Clerical Workers (CPI-W)					
	Indexes			Percent Change			Indexes			Percent Change		
				Year ending	1 Month ending					Year ending	1 Month ending	
	May 2023	Apr 2024	May 2024	Apr 2024	May 2024	May 2024	May 2023	Apr 2024	May 2024	Apr 2024	May 2024	May 2024
U. S. City Average.....	304.127	313.548	314.069	3.4	3.3	0.2	298.382	307.811	308.163	3.4	3.3	0.1
West.....	323.525	334.050	334.292	3.7	3.3	0.1	315.412	326.135	326.110	3.9	3.4	0.0
West – Size Class A <sup>1</sup> .....	332.600	343.531	344.314	3.7	3.5	0.2	321.214	332.012	332.491	3.8	3.5	0.1
West – Size Class B/C <sup>2</sup> .....	188.833	194.913	194.709	3.7	3.1	-0.1	190.313	196.818	196.511	4.0	3.3	-0.2
Mountain <sup>3</sup> .....	128.647	131.800	131.827	2.7	2.5	0.0	130.024	133.419	133.258	2.8	2.5	-0.1
Pacific <sup>3</sup> .....	124.642	129.096	129.216	4.1	3.7	0.1	125.483	130.106	130.151	4.3	3.7	0.0
Los Angeles-Long Beach-Anaheim, CA.....	320.514	332.572	332.956	3.9	3.9	0.1	309.096	320.458	320.582	3.9	3.7	0.0
BI-MONTHLY DATA (Published for odd months)	Indexes			Percent Change			Indexes			Percent Change		
				Year ending	2 Months ending					Year ending	2 Months ending	
	May 2023	Mar 2024	May 2024	Mar 2024	May 2024	May 2024	May 2023	Mar 2024	May 2024	Mar 2024	May 2024	May 2024
Riverside-San Bernardino-Ontario, CA <sup>3</sup> .....	128.768	133.144	133.943	4.3	4.0	0.6	129.226	134.144	134.967	4.8	4.4	0.6
San Diego-Carlsbad, CA.....	361.339	370.858	372.858	3.6	3.2	0.5	342.686	351.778	354.216	3.6	3.4	0.7
Urban Hawaii.....	323.708	338.060	340.521	4.8	5.2	0.7	323.432	337.685	339.564	5.0	5.0	0.6
BI-MONTHLY DATA (Published for even months)	Indexes			Percent Change			Indexes			Percent Change		
				Year ending	2 Months ending					Year ending	2 Months ending	
	Apr 2023	Feb 2024	Apr 2024	Feb 2024	Apr 2024	Apr 2024	Apr 2023	Feb 2024	Apr 2024	Feb 2024	Apr 2024	Apr 2024
Phoenix-Mesa-Scottsdale, AZ <sup>4</sup> .....	179.824	181.010	184.462	2.2	2.6	1.9	179.839	180.826	184.141	2.1	2.4	1.8
San Francisco-Oakland-Hayward, CA.....	338.496	345.151	351.247	2.4	3.8	1.8	333.478	341.595	346.671	2.9	4.0	1.5
Seattle-Tacoma-Bellevue, WA.....	338.487	349.288	353.503	4.3	4.4	1.2	332.082	342.387	347.039	4.2	4.5	1.4
Urban Alaska.....	258.866	261.340	267.046	1.7	3.2	2.2	256.349	259.326	263.875	1.7	2.9	1.8

1 Population over 2,500,000    2 Population 2,500,000 and under, Dec 1996 = 100    3 Dec 2017=100    4 Dec 2001=100

**NOTE:** In January 2018, BLS introduced a new geographic area sample for the Consumer Price Index (CPI): [www.bls.gov/regions/west/factsheet/2018cpirevisionwest.pdf](http://www.bls.gov/regions/west/factsheet/2018cpirevisionwest.pdf)

1967=100 base year indexes and tables with semiannual and annual average data are available at: [www.bls.gov/regions/west/factsheet/consumer-price-index-data-tables.htm](http://www.bls.gov/regions/west/factsheet/consumer-price-index-data-tables.htm)

Release date June 12, 2024. The next release date is scheduled for July 11, 2024. For questions, please contact us at [BLInfoSF@bls.gov](mailto:BLInfoSF@bls.gov) or (415) 625-2270.

## Agenda Item 5

### 5. **District Manager's Compensation Plan**

The Board will review and consider the revised District Manager's Compensation Plan.

## Agenda Item 6 & 7

### 6. **Board Member Reports**

On their initiative, Board members may make a brief announcement or report on their activities. They may ask questions for clarification, refer to staff, or take action to have staff place a matter of business on future agendas.

### 7. **Manager's Report**

The District Manager will provide a report on recent District activities.

#### General Updates:

- CalOES/FEMA
- Field operations
- DPR Inspections
- Solar project update

#### Pinnacle Report:

- July- April: Presented if available.
- Current KFCU Balance: Presented if available.

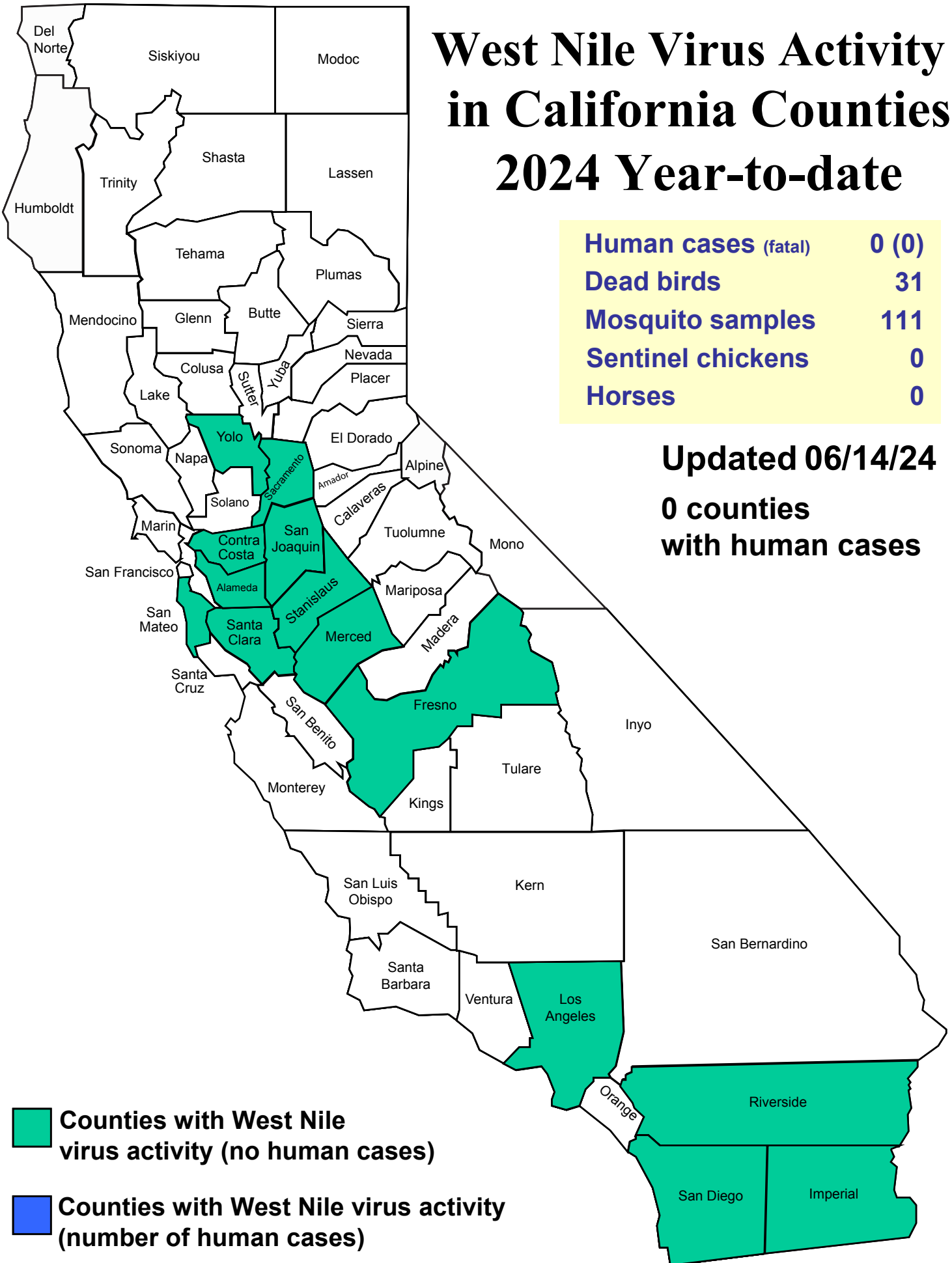


# West Nile Virus Activity in California Counties 2024 Year-to-date

Human cases (fatal)	0 (0)
Dead birds	31
Mosquito samples	111
Sentinel chickens	0
Horses	0

Updated 06/14/24

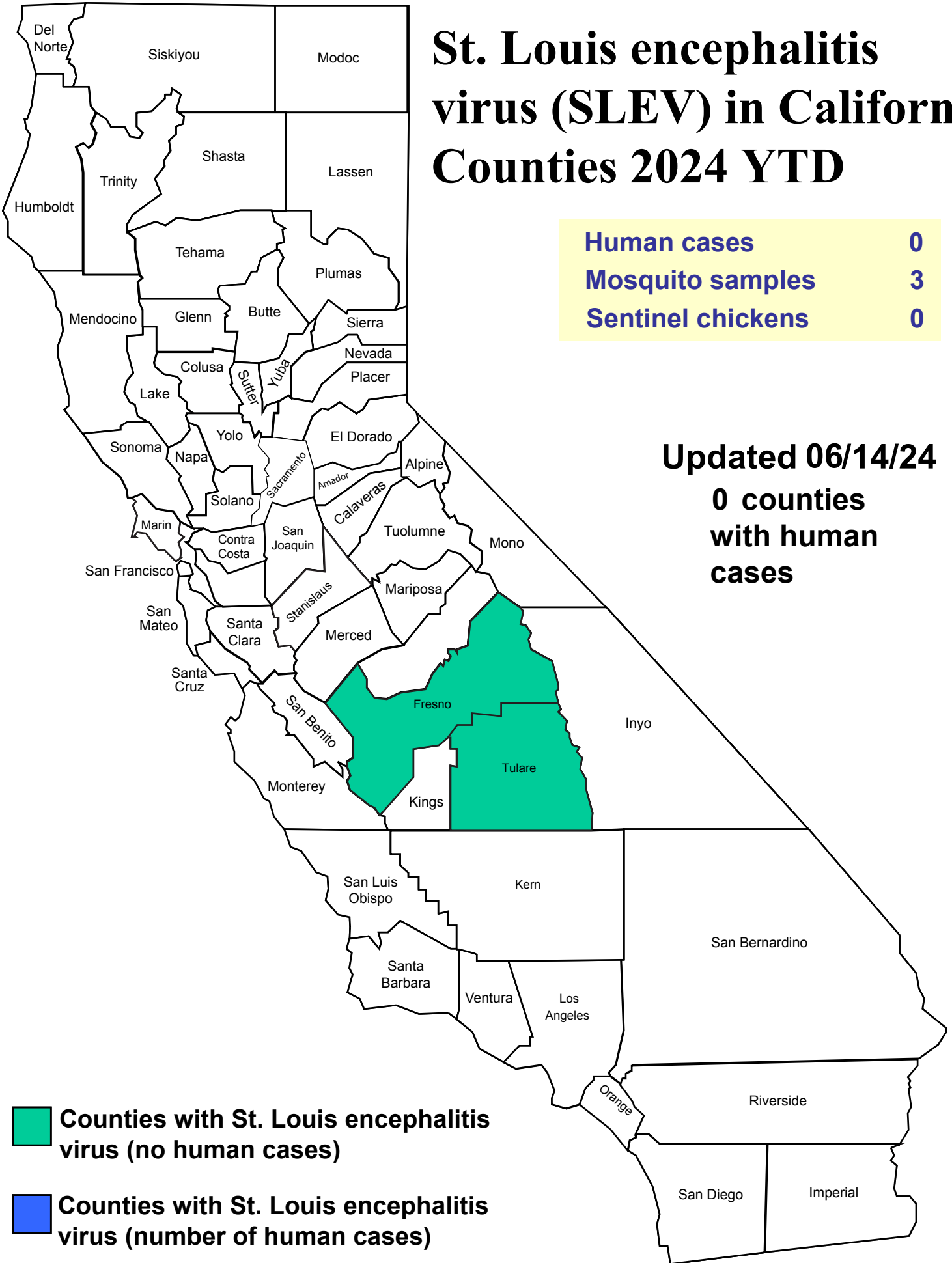
0 counties  
with human cases



# St. Louis encephalitis virus (SLEV) in California Counties 2024 YTD

Human cases	0
Mosquito samples	3
Sentinel chickens	0

**Updated 06/14/24**  
**0 counties with human cases**



**Counties with St. Louis encephalitis virus (no human cases)**

**Counties with St. Louis encephalitis virus (number of human cases)**

# California Arbovirus Surveillance Bulletin #10

Week 24 Friday, June 14, 2024



## WEEKLY UPDATE

### Humans

No human infections have been reported in 2024.

### Dead Birds

A total of 12 new West Nile virus (WNV) positive dead birds were reported from 4 counties: Alameda (1), Sacramento (7), Santa Clara (3), and Yolo (1). **This is the first detection of WNV activity in Yolo County this year.** In 2024, 31 WNV positive dead birds have been reported from 8 counties. At this time last year, 31 WNV positive dead birds had been reported from 6 counties.

### Mosquito Pools

#### West Nile virus

A total of 59 new WNV positive mosquito pools were reported from 5 counties: Fresno (1), Imperial (1), Merced (1), Riverside (54), and Sacramento (2). **These are the first detections of WNV activity in Imperial County and Merced County this year.** In 2024, 111 WNV positive mosquito pools have been reported from 9 counties. At this time last year, 31 WNV positive mosquito pools had been reported from 8 counties.

#### St. Louis encephalitis virus

A single (1) new St. Louis encephalitis virus (SLEV) positive mosquito pool was reported from 1 county: Tulare (1). **This is the first detection of SLEV in Tulare County this year.** In 2024, 3 SLEV positive mosquito pools have been reported from 2 counties: Fresno (2) and Tulare (1). At this time last year, 3 SLEV positive mosquito pools had been reported from 2 counties.

### Sentinel Chickens

No seroconversions have been reported in 2024.

2023 & 2024 YTD West Nile Virus Comparisons		
	2023	2024
Total No. Dead Bird Reports	2,165	2,455
No. Positive Counties	10	14
No. Human Cases	0	0
No. Positive Dead Birds / No. Tested	31 / 410	31 / 537
No. Positive Mosquito Pools / No. Tested	31 / 11,571	111 / 12,783
No. Seroconversions / No. Tested	0 / 986	0 / 956

## California Arbovirus Surveillance Bulletin #10

Week 24 Friday, June 14, 2024

YTD WNV Activity by Element and County, 2024					
County	Humans	Horses	Dead Birds	Mosquito Pools	Sentinel Chickens
Alameda			6	1	
Contra Costa			1		
Fresno				3	
Imperial				1	
Los Angeles				1	
Merced				1	
Riverside				99	
Sacramento			8	2	
San Diego			2		
San Joaquin			1		
San Mateo			4		
Santa Clara			8	2	
Stanislaus				1	
Yolo			1		
<b>Totals</b>			<b>31</b>	<b>111</b>	

### TESTING SUMMARIES

		WNV	SLEV	WEEV
<b>Human Cases</b>	Week	0	0	0
	YTD	0	0	0

		Positive / Total Tested					
		WNV	SLEV	WEEV	CHIK	DENV	ZIKA
<b>Dead Birds</b>	Week	12 / 91					
	YTD	31 / 537					
<b>Chicken Sera</b>	Week	0 / 204	0 / 204	0 / 204			
	YTD	0 / 956	0 / 956	0 / 956			
<b>Mosquito Pools</b>	Week	59 / 1,382	1 / 1,382	0 / 1,382	0 / 4	0 / 4	0 / 4
	YTD	111 / 12,783	3 / 12,185	0 / 12,185	0 / 121	0 / 121	0 / 121

## California Arbovirus Surveillance Bulletin #10

Week 24 Friday, June 14, 2024

### POSITIVES

#### Dead Birds

County	Submitting Agency	City	Zip Code	Species	Date Reported	Virus
Alameda	Alameda Co MAD	Union City	94587	American Crow	6/13/2024	WNV
Sacramento	Sacramento-Yolo MVCD	Sacramento	95822	American Crow	6/6/2024	WNV
Sacramento	Sacramento-Yolo MVCD	Sacramento	95817	American Crow	6/7/2024	WNV
Sacramento	Sacramento-Yolo MVCD	Sacramento	95824	Mourning Dove	6/7/2024	WNV
Sacramento	Sacramento-Yolo MVCD	Sacramento	95822	American Crow	6/10/2024	WNV
Sacramento	Sacramento-Yolo MVCD	Sacramento	95822	American Crow	6/10/2024	WNV
Sacramento	Sacramento-Yolo MVCD	Sacramento	95818	American Crow	6/10/2024	WNV
Sacramento	Sacramento-Yolo MVCD	Sacramento	95822	American Crow	6/11/2024	WNV
Santa Clara	Santa Clara Co VCD	Mountain View	94040	American Crow	6/9/2024	WNV
Santa Clara	Santa Clara Co VCD	Palo Alto	94306	American Crow	6/10/2024	WNV
Santa Clara	Santa Clara Co VCD	Palo Alto	94306	American Crow	6/10/2024	WNV
Yolo	Sacramento-Yolo MVCD	Woodland	95776	House Finch	6/11/2024	WNV

#### Mosquito Pools

County	Site	Pool No	Species	City	Pool Size	Trap	Collected	Virus
Fresno	CNSL 9179	52	Cx quinquefasciatus	Fresno	50	GRVD	6/7/2024	WNV
Imperial	IMPR 102	116	Cx quinquefasciatus	Winterhaven	23	BGSENT	6/11/2024	WNV
Merced	MERC 702	113	Cx tarsalis	Atwater	13	CO2	6/12/2024	WNV
Riverside	NWST 403	120	Cx quinquefasciatus	Mira Loma	29	BGSENT	6/5/2024	WNV
Riverside	NWST 5003	119	Cx quinquefasciatus	Riverside	5	GRVD	6/5/2024	WNV
Riverside	COAV 0	3168	Cx quinquefasciatus	Indio	42	BGSENT	6/13/2024	WNV
Riverside	COAV 0	3250	Cx tarsalis	Indio	50	CO2	6/13/2024	WNV
Riverside	COAV 0	3314	Cx quinquefasciatus	Indio	24	GRVD	6/13/2024	WNV
Riverside	COAV 0	3315	Cx quinquefasciatus	Indio	40	GRVD	6/13/2024	WNV
Riverside	COAV 0	3318	Cx tarsalis	Indio	5	BGSENT	6/13/2024	WNV
Riverside	COAV 10	3237	Cx tarsalis	Oasis	50	CO2	6/11/2024	WNV
Riverside	COAV 13	3090	Cx tarsalis	Thermal	50	CO2	6/11/2024	WNV
Riverside	COAV 13	3091	Cx tarsalis	Thermal	50	CO2	6/11/2024	WNV
Riverside	COAV 130	3214	Cx tarsalis	Oasis	50	CO2	6/11/2024	WNV
Riverside	COAV 130	3215	Cx tarsalis	Oasis	50	CO2	6/11/2024	WNV
Riverside	COAV 130	3216	Cx tarsalis	Oasis	50	CO2	6/11/2024	WNV
Riverside	COAV 130	3218	Cx tarsalis	Oasis	50	CO2	6/11/2024	WNV
Riverside	COAV 131	3131	Cx tarsalis	Oasis	50	CO2	6/11/2024	WNV
Riverside	COAV 131	3241	Cx quinquefasciatus	Oasis	50	CO2	6/11/2024	WNV
Riverside	COAV 131	3242	Cx quinquefasciatus	Oasis	50	CO2	6/11/2024	WNV
Riverside	COAV 132	3230	Cx tarsalis	Oasis	50	CO2	6/11/2024	WNV
Riverside	COAV 132	3233	Cx tarsalis	Oasis	50	CO2	6/11/2024	WNV
Riverside	COAV 17	3225	Cx tarsalis	Mecca	50	CO2	6/11/2024	WNV
Riverside	COAV 17	3227	Cx tarsalis	Mecca	50	CO2	6/11/2024	WNV
Riverside	COAV 17	3228	Cx tarsalis	Mecca	50	CO2	6/11/2024	WNV
Riverside	COAV 17	3229	Cx tarsalis	Mecca	29	CO2	6/11/2024	WNV
Riverside	COAV 2	3220	Cx tarsalis	Oasis	50	CO2	6/11/2024	WNV
Riverside	COAV 2	3222	Cx tarsalis	Oasis	50	CO2	6/11/2024	WNV
Riverside	COAV 2	3223	Cx quinquefasciatus	Oasis	50	CO2	6/11/2024	WNV
Riverside	COAV 27	3092	Cx tarsalis	Thermal	9	CO2	6/11/2024	WNV
Riverside	COAV 33	3088	Cx tarsalis	Thermal	50	CO2	6/11/2024	WNV
Riverside	COAV 33	3089	Cx tarsalis	Thermal	22	CO2	6/11/2024	WNV
Riverside	COAV 34	3207	Cx tarsalis	Mecca	26	CO2	6/11/2024	WNV
Riverside	COAV 35	3080	Cx tarsalis	Mecca	50	CO2	6/11/2024	WNV
Riverside	COAV 35	3081	Cx tarsalis	Mecca	28	CO2	6/11/2024	WNV
Riverside	COAV 37	3083	Cx tarsalis	Mecca	50	CO2	6/11/2024	WNV
Riverside	COAV 420	3138	Cx quinquefasciatus	La Quinta	50	GRVD	6/11/2024	WNV
Riverside	COAV 421	3190	Cx quinquefasciatus	Indio	33	GRVD	6/11/2024	WNV
Riverside	COAV 5	3149	Cx quinquefasciatus	Oasis	50	CO2	6/11/2024	WNV

## California Arbovirus Surveillance Bulletin #10

Week 24 Friday, June 14, 2024

Riverside	COAV 5	3150	Cx quinquefasciatus	Oasis	50	CO2	6/11/2024	WNV
Riverside	COAV 5	3151	Cx quinquefasciatus	Oasis	50	CO2	6/11/2024	WNV
Riverside	COAV 5	3201	Cx tarsalis	Oasis	50	CO2	6/11/2024	WNV
Riverside	COAV 5	3202	Cx tarsalis	Oasis	50	CO2	6/11/2024	WNV
Riverside	COAV 5	3203	Cx tarsalis	Oasis	50	CO2	6/11/2024	WNV
Riverside	COAV 5	3204	Cx tarsalis	Oasis	50	CO2	6/11/2024	WNV
Riverside	COAV 536	3197	Cx quinquefasciatus	Thermal	50	CO2	6/11/2024	WNV
Riverside	COAV 536	3199	Cx tarsalis	Thermal	17	CO2	6/11/2024	WNV
Riverside	COAV 540	3082	Cx tarsalis	Mecca	44	CO2	6/11/2024	WNV
Riverside	COAV 6	3155	Cx quinquefasciatus	Oasis	50	CO2	6/11/2024	WNV
Riverside	COAV 6	3158	Cx tarsalis	Oasis	50	CO2	6/11/2024	WNV
Riverside	COAV 6	3159	Cx tarsalis	Oasis	50	CO2	6/11/2024	WNV
Riverside	COAV 6	3160	Cx tarsalis	Oasis	50	CO2	6/11/2024	WNV
Riverside	COAV 763	3143	Cx quinquefasciatus	La Quinta	21	BGSENT	6/11/2024	WNV
Riverside	COAV 775	3195	Cx quinquefasciatus	Palm Desert	29	BGSENT	6/11/2024	WNV
Riverside	COAV 832	2867	Cx quinquefasciatus	Rancho Mirage	42	BGSENT	6/13/2024	WNV
Riverside	COAV 9	3210	Cx tarsalis	Thermal	50	CO2	6/11/2024	WNV
Riverside	COAV 9	3211	Cx tarsalis	Thermal	16	CO2	6/11/2024	WNV
Sacramento	SAYO 213017	795	Cx tarsalis	Sacramento	1	CO2	6/11/2024	WNV
Sacramento	SAYO 422360	574	Cx pipiens	Sacramento	11	CO2	6/5/2024	WNV
Tulare	DLTA 85194	1566	Cx quinquefasciatus	Visalia	50	GRVD	6/7/2024	SLEV

## California Arbovirus Surveillance Bulletin #10

Week 24 Friday, June 14, 2024

### TEST PROTOCOLS

#### **Humans:**

Specimens are tested by local laboratories with an IgM or IgG immunofluorescent assay (IFA) and/or an IgM enzyme immunoassay (EIA). Specimens with inconclusive results are forwarded to the California Department of Public Health Viral and Rickettsial Disease Laboratory (VRDL) for further testing with a plaque reduction neutralization test (PRNT).

---

#### **Dead Birds**

Oral swab samples collected from bird carcasses are tested at the UC Davis Arbovirus Research and Training laboratory (DART) or at a local agency for West Nile virus by RT-qPCR.

---

#### **Sentinel Chickens:**

Dried blood spot samples from sentinel chickens are tested at the California Department of Public Health Vector-Borne Disease Laboratory for IgG antibodies to West Nile, St. Louis encephalitis, and western equine encephalomyelitis viruses by an EIA. Positive samples are confirmed by IFA, western-blot, or PRNT.

---

#### **Mosquito Pools:**

Mosquito pools are tested at DART or at a local agency for West Nile, western equine encephalomyelitis, and St. Louis encephalitis viral RNA using a multiplex RT-qPCR. Invasive *Aedes* mosquitoes (*Ae. aegypti* and *Ae. albopictus*) are also tested at DART for chikungunya, dengue, and Zika viral RNA by a separate RT-qPCR.

---

*Website Information:* For updated information on WNV in California, please visit the California WNV website, <https://westnile.ca.gov>, or the California Vector-Borne Disease Surveillance System website, <https://maps.vectorsurv.org>

*Prepared by the Vector-Borne Disease Section (Infectious Diseases Branch), California Department of Public Health, 850 Marina Bay Parkway, Richmond, CA 94804. Questions concerning this bulletin should be addressed to Hannah Romo: [Hannah.Romo@cdph.ca.gov](mailto:Hannah.Romo@cdph.ca.gov)*